

FINANCIAL REPORT
OF THE
CITY OF GROVEPORT, OHIO
FOR THE YEAR-TO-DATE ENDED
MARCH 31, 2024



the City of
Groveport
OHIO



MUNICIPAL BUILDING
655 Blacklick St.
Groveport, OH 43125
614.836.5301
www.groveport.org

April 11, 2024

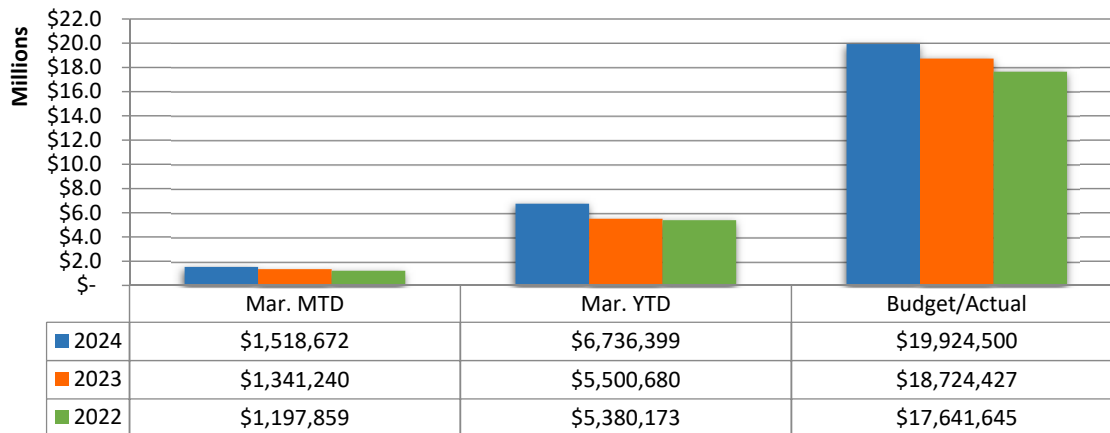
Council, Mayor and City Administrator
City of Groveport
655 Blacklick Street
Groveport, Ohio 43125

The following is a summary of financial activity for the year-to-date (YTD) March 31, 2024:

FINANCIAL SUMMARY

- General Fund balance was \$17,228,070 at March 31, 2024, or \$6,983,881 higher than March 31, 2023.
- The Recreation & Aquatic Fund and Golf Course Fund balance was (\$171,812) and (\$187,664), or \$258,784 and \$834,900 lower, respectively, then February 2023 based on a higher beginning balance at January 1, 2024 as well as unspent debt proceeds related to the Golf Course Fund.
- The has received \$376,966 in total interest earnings through March 2024 and is projected to receive \$1,507,864 in total interest earnings pending no significant changes in short-term interest rates.

INCOME TAX COLLECTIONS – ALL FUNDS



Income tax collections for the year-to-date March 31, 2024 were \$6,736,399, or 34% of the 2024 budget and were \$1,235,719, or 22% higher when compared to the prior year noting the increase is primarily attributed to estimated tax payments for calendar year 2023 totaling \$1,490,369 which is part of the increase. Income taxes allocated to the General Fund, Rainy Day Fund, Debt Service Fund and Capital Projects Fund totaled \$5,694,064, \$37,500, \$334,945 and \$669,890, respectively.

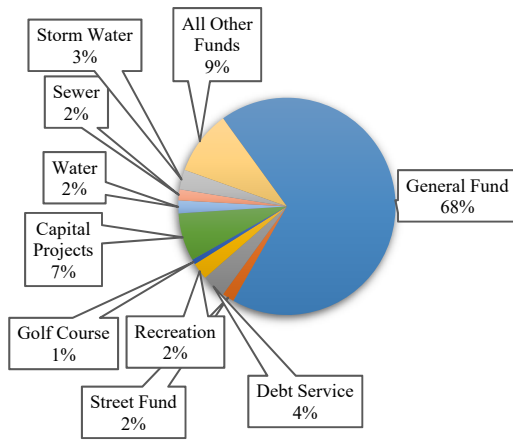
Payment Type	YTD March 2024 Amount	YTD March 2023 Amount	Increase (Decrease)	% Change
Withholding	\$4,072,974	\$4,068,633	\$4,341	0%
Net Profit	2,590,749	1,344,344	1,246,405	93%
Individual	72,676	87,703	(15,027)	(17%)
Total	\$6,736,399	\$5,500,680	\$1,235,719	22%

Town Hall 648 Main Street, Groveport, OH 43125
Groveport Recreation & Aquatic Center 7370 Groveport Road, Groveport, OH 43125
Public Works Facility 7400 Groveport Road, Groveport, OH 43125
Groveport Municipal Golf Course 1005 Richardson Road, Groveport, OH 43125
Police Department 5690 Clyde Moore Drive, Groveport, OH 43125

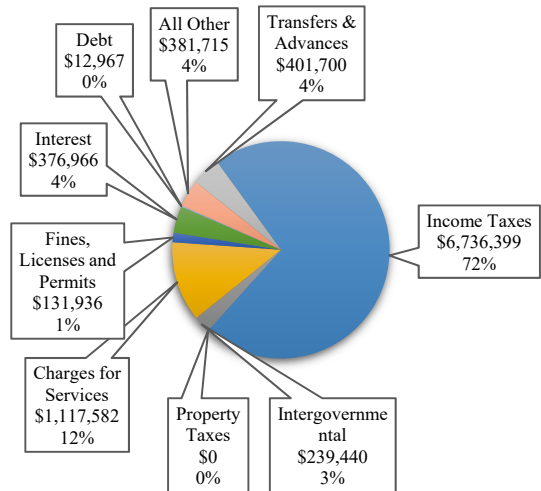
REVENUES

Income tax revenues comprised the largest portion of total revenues year-to-date, or 72% of all revenues. Revenues were \$1,336,587 higher when compared to YTD February 2023 primarily attributed to higher income tax revenues and transfers between funds.

TOTAL YTD REVENUE BY FUND - ALL FUNDS

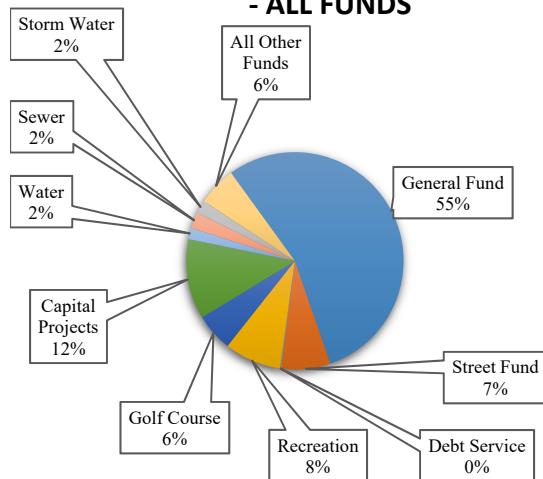


TOTAL YTD REVENUES BY TYPE

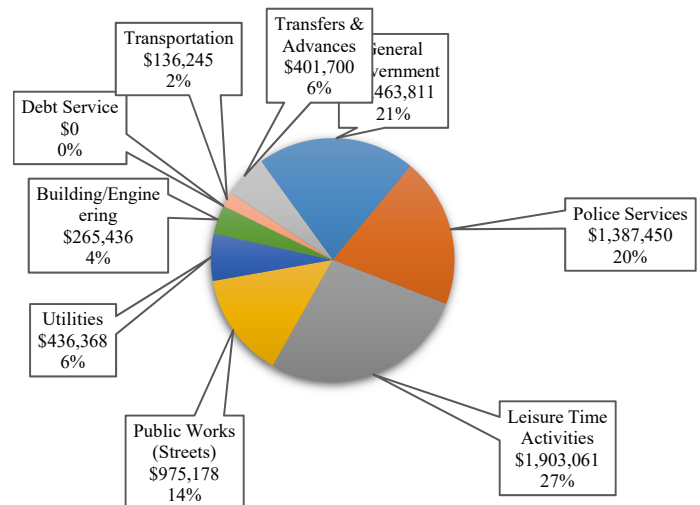


EXPENDITURES

TOTAL YTD EXPENDITURES BY FUND - ALL FUNDS



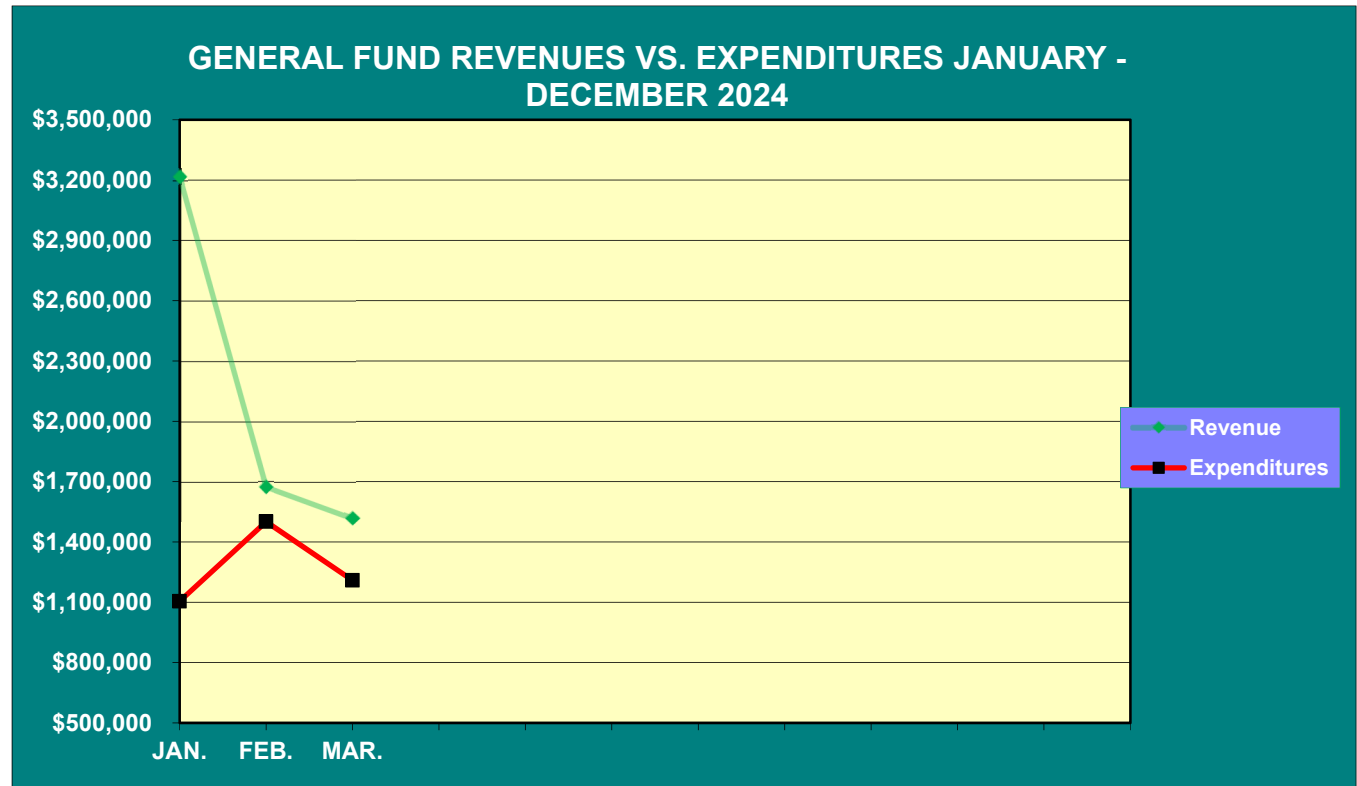
TOTAL YTD EXPENDITURES BY TYPE



Total expenditures were \$1,234,295 lower when compared to YTD March 2023 which was primarily attributed to the timing of school sharing income tax payment, incentive agreement payments, and transfers out which occurred in February 2023 and not paid until April 2024.

GENERAL FUND

Through March 2024, General Fund revenues were \$1,081,801 higher and expenditures were \$1,174,276 lower, respectively, when compared to YTD March 2023.



General Fund balance was \$17,228,070 at March 31, 2024, or \$6,983,881 higher than March 31, 2023. Unencumbered cash (cash less outstanding encumbrances) was \$13,277,735.

OPERATING PROFIT/LOSS – SIGNIFICANT FUNDS

The City provides certain services to the community where the revenues generated by these departments are not sufficient to cover operating costs. In order to maintain positive fund balances (and maintain compliance with the Ohio Revised Code) the General Fund transfers revenues received (primarily income taxes) to address these deficits. The following is a summary of financial activity through December 31, 2024:

	Street Fund	Recreation & Aquatic Fund	Golf Course Fund	Transportation Services Fund	Senior Center Fund
Receipts	\$ 168,650	\$ 234,594	\$ 71,254	\$ -	\$ 5,368
Expenditures	505,055	588,690	394,250	81,998	41,257
Operating Income (Loss)	(336,405)	(354,096)	(322,996)	(81,998)	(35,889)
Transfers from General Fund	-	-	-	150,000	75,000
Beginning Fund Balance	212,053	182,284	135,333	61,562	14,035
Fund Balance - YTD	<u>\$ (124,352)</u>	<u>\$ (171,812)</u>	<u>\$ (187,663)</u>	<u>\$ 129,564</u>	<u>\$ 53,146</u>

Below is a comparison of receipts received for March 2024 and March 2023 for the Recreation and Golf Course Funds:

RECREATION FUND RECEIPTS			
	YTD	YTD	Increase
	March 2024	March 2023	(Decrease)
Recreation Fund Receipts			
AC Indoor	\$ 17,775.00	\$ 8,951.50	\$ 8,823.50
AC Membership Fees	480.00	194.40	285.60
RC Membership Fees	164,196.32	163,511.83	684.49
Senior Center Day Trip Fees	-	160.00	(160.00)
Recreation Program Fee	1,960.00	445.00	1,515.00
Recreation Athletics	9,476.00	11,318.93	(1,842.93)
RC Silver Sneakers	23,481.00	15,123.00	8,358.00
RC Optum Fitness	5,824.00	4,896.00	928.00
Fitness Instructors	18,302.13	17,831.58	470.55
RC Capital - Contra Revenue Account	(12,347.04)	(11,351.67)	(995.37)
Miscellaneous	35.35	-	35.35
BWC Employer Refund	205.85	216.47	(10.62)
Health Care Contribution	5,205.24	4,384.62	820.62
Total Receipts, Net of Transfers from General Fund	\$ 234,593.85	\$ 215,681.66	\$ 18,912.19
Transfers In	\$ -	\$ -	-
Total Recreation Receipts	\$ 234,593.85	\$ 215,681.66	\$ 18,912.19

GOLF COURSE FUND RECEIPTS			
	YTD	YTD	Increase
	March 2024	March 2023	(Decrease)
Golf Course Receipts			
Golf Course Contra Revenue	\$ (2,203.73)	\$ (1,765.88)	\$ (437.85)
Golf	51,484.07	40,106.52	11,377.55
Golf Concessions	12,993.15	10,566.41	2,426.74
Golf Gift Certificate	-	-	-
Credit Card Surcharge	679.98	794.97	(114.99)
Miscellaneous	-	270.65	(270.65)
BWC Employer Refund	180.09	146.95	33.14
Health Care Contribution	8,120.46	6,976.98	1,143.48
Total Receipts, Net of Transfers from General Fund	\$ 71,254.02	\$ 57,096.60	\$ 14,157.42
Bond Anticipation Note Proceeds	\$ -	\$ -	\$ -
Transfers In	-	-	-
Total Golf Course Receipts	\$ 71,254.02	\$ 57,096.60	\$ 14,157.42

The Recreation Fund and Golf Course have historically operated at losses. In order to “break-even” annual transfers from the General Fund are necessary. Through the YTD March 2024, Recreation Fund operational receipts were higher by \$18,912.19 and Golf Course Fund receipts were higher by \$14,157.42 when compared to the prior year.

CITY OF GROVEPORT
CASH RECONCILIATION AND INVESTMENTS
YEAR TO DATE MARCH 31, 2024

BANK BALANCES			FUND BALANCES	
Huntington Bank:			General Fund	\$ 19,557,236.63
Budgetary Account	\$ 2,035,091.38		Special Revenue Funds	1,104,148.44
Flexible Spending Account	20,906.93		Debt Service Funds	1,268,225.05
Payroll Account	-		Capital Project Funds	4,893,765.82
Total Bank Balances		2,055,998.31	Enterprise Funds	4,003,559.13
			Custodial Funds	<u>583,721.82</u>
INVESTMENTS			TOTAL FUND BALANCES	
STAR Ohio	7,392,524.86			<u>\$ 31,410,656.89</u>
FHLMC	998,000.00			
Federal Home Loan Bank	5,231,762.80			
Commercial Paper	529,852.74			
Negotiable CDs	12,805,225.00			
First American Govt. Obligation	<u>2,518,241.73</u>			
Total Investments		29,475,607.13		
RECONCILING ITEMS				
Outstanding Checks	(124,350.75)			
Deposits in Transit	<u>3,402.20</u>			
Total Reconciling Items		<u>(120,948.55)</u>		
RECONCILED BALANCE		\$ 31,410,656.89		

**CITY OF GROVEPORT
CASH RECONCILIATION AND INVESTMENTS
YEAR TO DATE MARCH 31, 2024**

Weighted Average Maturity
03/31/2024

Investments:	Interest Rate	Maturity Date	Time to Maturity (in years)	Cost	Market Value	Weighted Avg. Calculation	Category
Federal Home Loan Bank	0.450%	2/17/2026	1.88	1,750,000.00	1,626,677.50	0.10	19 to 24 Months
Federal Home Loan Bank	0.620%	12/9/2024	0.69	498,000.00	484,515.00	0.01	7 to 12 Months
Federal Home Loan Bank	3.600%	7/26/2024	0.32	500,000.00	497,005.00	0.01	6 Months or Less
Federal Home Loan Bank	1.000%	11/8/2024	0.61	488,637.80	477,598.10	0.01	7 to 12 Months
Federal Home Loan Bank	3.500%	12/13/2024	0.70	500,000.00	494,160.00	0.01	7 to 12 Months
Federal Home Loan Bank	4.000%	4/29/2027	3.08	495,125.00	496,805.00	0.05	Greater than 24 Months
Federal Home Loan Bank	4.650%	1/22/2029	4.82	1,000,000.00	991,900.00	0.16	Greater than 24 Months
Federal Home Loan Mortgage Corporation	4.600%	2/24/2027	2.90	998,000.00	992,800.00	0.10	Greater than 24 Months
Negotiable CDs - KS StateBank	5.300%	11/7/2025	1.61	245,000.00	246,386.70	0.01	19 to 24 Months
Negotiable CDs - Bank of America, National Assoc.	5.400%	11/10/2025	1.61	245,000.00	246,815.46	0.01	19 to 24 Months
Negotiable CDs - Morgan Stanley Private Bank, National	3.150%	5/19/2025	1.13	245,000.00	239,845.20	0.01	13 to 18 Months
Negotiable CDs - First Premier Bank	5.300%	11/10/2025	1.61	245,000.00	246,305.85	0.01	19 to 24 Months
Negotiable CDs - Clinton Bank	5.250%	11/10/2025	1.61	245,000.00	246,178.45	0.01	19 to 24 Months
Negotiable CDs - Optum Bank, Inc.	5.350%	11/17/2025	1.63	245,000.00	246,661.10	0.01	19 to 24 Months
Negotiable CDs - Bridgewater Bank	5.200%	5/4/2026	2.09	245,000.00	246,830.15	0.02	Greater than 24 Months
Negotiable CDs - b1Bank	5.050%	5/17/2024	0.13	250,000.00	249,837.50	0.00	6 Months or Less
Negotiable CDs - Preferred Bank	5.050%	5/17/2024	0.13	238,000.00	237,845.30	0.00	6 Months or Less
Negotiable CDs - Centier Bank	5.300%	6/21/2024	0.22	237,000.00	236,855.43	0.00	6 Months or Less
Negotiable CDs - Central Valley Comm. Bank	5.150%	3/29/2024	-0.01	250,000.00	249,930.00	0.00	Greater than 24 Months
Negotiable CDs - Texas Security Bank	5.050%	5/17/2024	0.13	250,000.00	249,837.50	0.00	6 Months or Less
Negotiable CDs - UBS Bank USA	5.150%	11/2/2026	2.59	245,000.00	247,601.90	0.02	Greater than 24 Months
Negotiable CDs - JP Morgan Bank - National Assoc.	3.250%	6/24/2024	0.23	246,000.00	244,683.90	0.00	6 Months or Less
Negotiable CDs - Discover Bank	3.100%	6/28/2024	0.24	246,000.00	244,538.76	0.00	6 Months or Less
Negotiable CDs - American Express Bank, FSB	3.300%	7/1/2024	0.25	246,000.00	244,683.90	0.00	6 Months or Less
Negotiable CDs - Safra National Bank	5.400%	6/25/2024	0.24	237,000.00	236,902.83	0.00	6 Months or Less
Negotiable CDs - FNB Bank	5.450%	2/10/2025	0.87	245,000.00	245,614.95	0.01	7 to 12 Months
Negotiable CDs - Farmers Merchant Bank	5.300%	11/3/2025	1.59	245,000.00	246,335.25	0.01	19 to 24 Months
Negotiable CDs - Charles Schwab Bank	5.350%	4/5/2024	0.01	243,000.00	242,990.28	0.00	6 Months or Less
Negotiable CDs - Finwise Bank	5.750%	11/10/2026	2.61	250,000.00	250,270.00	0.02	Greater than 24 Months
Negotiable CDs - Dart Bank	3.100%	12/22/2025	1.73	250,000.00	242,492.50	0.01	19 to 24 Months
Negotiable CDs - Crown Bank	4.350%	12/29/2025	1.75	250,000.00	247,732.50	0.01	19 to 24 Months
Negotiable CDs - Comenity Capital Bank	4.900%	4/16/2024	0.04	250,000.00	249,920.00	0.00	6 Months or Less
Negotiable CDs - Zions Bank	5.100%	5/15/2024	0.12	238,000.00	237,866.72	0.00	6 Months or Less
Negotiable CDs - Synchrony Bank	3.100%	5/20/2025	1.14	245,000.00	239,700.65	0.01	13 to 18 Months
Negotiable CDs - Medallion Bank	0.750%	6/30/2025	1.25	5,000.00	4,741.05	0.00	13 to 18 Months
Negotiable CDs - State Bank of Texas	5.000%	8/29/2025	1.41	250,000.00	250,067.50	0.01	13 to 18 Months
Negotiable CDs - Availa Bank	5.000%	8/29/2025	1.41	250,000.00	250,067.50	0.01	13 to 18 Months
Negotiable CDs - Merrick Bank	5.050%	8/29/2025	1.41	250,000.00	250,240.00	0.01	13 to 18 Months
Negotiable CDs - Security Bank & Trust	5.050%	8/29/2025	1.41	244,000.00	244,190.32	0.01	13 to 18 Months
Negotiable CDs - Flagstar Bank N.A.	4.650%	12/29/2025	1.75	244,000.00	242,965.44	0.01	19 to 24 Months
Negotiable CDs - Enterprise Bank	4.400%	1/30/2026	1.84	250,000.00	247,900.00	0.02	19 to 24 Months
Negotiable CDs - Dallas Capital Bank	4.350%	1/30/2026	1.84	245,000.00	242,782.75	0.02	19 to 24 Months
Negotiable CDs - Bank Hapoalim B.M.	4.450%	2/2/2026	1.84	245,000.00	243,211.50	0.02	19 to 24 Months
Negotiable CDs - Bank of Hope	4.250%	2/2/2026	1.84	245,000.00	242,351.55	0.02	19 to 24 Months
Negotiable CDs - Haven Savings Bank	4.350%	2/6/2026	1.85	245,000.00	242,672.50	0.02	19 to 24 Months
Negotiable CDs - Saint Louis Bank	4.250%	4/30/2026	2.08	250,000.00	247,135.00	0.02	Greater than 24 Months
Negotiable CDs - 1st Financial Bank USA	4.200%	7/31/2026	2.33	250,000.00	246,855.00	0.02	Greater than 24 Months
Negotiable CDs - State Bank of Toledo	4.150%	7/31/2026	2.33	250,000.00	246,577.50	0.02	Greater than 24 Months
Negotiable CDs - BMW Bank of North America	4.200%	7/31/2026	2.33	245,000.00	241,873.80	0.02	Greater than 24 Months
Negotiable CDs - First Credit Bank	4.050%	1/25/2027	2.82	250,000.00	245,902.50	0.02	Greater than 24 Months
Negotiable CDs - Heartland Bank	4.050%	1/29/2027	2.83	250,000.00	245,960.00	0.02	Greater than 24 Months
Negotiable CDs - Wells Fargo Bank	4.200%	1/29/2027	2.83	250,000.00	246,957.50	0.02	Greater than 24 Months
Negotiable CDs - Sauk Valley Bank	4.150%	1/29/2027	2.83	250,000.00	246,592.50	0.02	Greater than 24 Months

CITY OF GROVEPORT
CASH RECONCILIATION AND INVESTMENTS
YEAR TO DATE MARCH 31, 2024

Investments:	Interest Rate	Maturity Date	Time to Maturity (in years)	Cost	Market Value	Weighted Avg. Calculation	Category
Negotiable CDs - BNY Mellon	4.050%	1/29/2027	2.83	245,000.00	240,977.10	0.02	Greater than 24 Months
Negotiable CDs - Farmers & Merchant Trust	4.150%	2/1/2027	2.84	250,000.00	246,592.50	0.02	Greater than 24 Months
Negotiable CDs - Milestone Bank	4.050%	7/30/2027	3.33	245,000.00	241,307.85	0.03	Greater than 24 Months
Negotiable CDs - EnerBank USA	0.800%	7/24/2026	2.32	226,225.00	228,182.50	0.02	Greater than 24 Months
Negotiable CDs - International Bank Chicago	4.000%	12/28/2026	2.75	250,000.00	245,610.00	0.02	Greater than 24 Months
Negotiable CDs - CalPrivate Bank	4.000%	12/29/2026	2.75	250,000.00	245,637.50	0.02	Greater than 24 Months
Negotiable CDs - Kensington Bank	5.150%	3/21/2029	4.98	250,000.00	250,987.50	0.04	Greater than 24 Months
Negotiable CDs - Genesee Regional Bank	4.000%	12/29/2026	2.75	245,000.00	240,631.65	0.02	Greater than 24 Months
BofA Securities - Commercial Paper	Zero Coupon	9/23/2024	0.48	529,852.74	531,529.03	0.01	6 Months or Less
STAR Ohio - Cemetery	5.460%	03/31/2024	0.00	97,526.13	97,526.13	0.00	6 Months or Less
STAR Ohio - General Operating Account	5.460%	03/31/2024	0.00	7,294,998.73	7,294,998.73	0.00	6 Months or Less
Federated Govt Obligations - Money Market	5.190%	03/31/2024	0.00	2,518,241.73	2,518,241.73	0.00	6 Months or Less
Total				<u>\$ 29,475,607.13</u>	<u>\$ 29,237,389.51</u>	<u>1.14</u>	

INVESTMENTS BY TYPE	Cost Balance	Balance at Market Value	6 Months or Less	7 to 12 Months	13 to 18 Months	19 to 24 Months	Greater than 24 Months
FHLMC Bond	\$998,000	\$992,800	\$0	\$0	\$0	\$0	\$992,800
Federal Home Loan Bank	5,231,763	5,068,661	497,005	1,456,273	0	1,626,678	1,488,705
Negotiable CDs	12,805,225	12,733,633	2,925,892	245,615	1,478,852	3,430,792	4,652,482
Commercial Paper	529,853	531,529	531,529	0	0	0	0
STAR Ohio	7,392,525	7,392,525	7,392,525	0	0	0	0
U.S. Govt money market	2,518,242	2,518,242	2,518,242	0	0	0	0
Total	<u>\$ 29,475,607</u>	<u>\$ 29,237,390</u>	<u>\$13,865,193</u>	<u>\$1,701,888</u>	<u>\$1,478,852</u>	<u>\$5,057,469</u>	<u>\$7,133,987</u>

CONCENTRATION OF CREDIT RISK	Market Value	% to Total
FHLMC Bond	\$992,800	3.40%
Federal Home Loan Bank	5,068,661	17.34%
Negotiable CDs	12,733,633	43.55%
Commercial Paper	531,529	1.82%
STAR Ohio	7,392,525	25.28%
U.S. Govt money market	2,518,242	8.61%
Total	<u>\$29,237,390</u>	100.00%

MTD Fund Report for Year 2024 Month 03 - CITY OF GROVEPORT

Fund	Description	Beg Bal	MTD Rec	MTD Exp	Unexp	Enc	Unenc
101	GENERAL FUND	16,919,306.15	1,518,052.83	1,209,289.13	17,228,069.85	3,950,334.79	13,277,735.06
201	STREET MAINTENANCE & REPAIR	76,456.94	71,101.58	271,910.53	(124,352.01)	561,217.54	(685,569.55)
202	STATE HIGHWAY IMPROVEMENT FUND	179,586.68	5,850.29	38,971.99	146,464.98	55,419.28	91,045.70
203	CEMETERY FUND	73,759.58	2,935.00	1,174.72	75,519.86	6,885.96	68,633.90
204	PARKS FUND	470,291.40	0.00	3,285.75	467,005.65	33,044.75	433,960.90
205	TIF FUND	0.00	0.00	0.00	0.00	0.00	0.00
207	SENIOR TRANSPORTATION FUND	0.00	0.00	0.00	0.00	0.00	0.00
208	DRUG EDUCATION & ENFORCEMENT	33,826.05	0.00	9,414.85	24,411.20	0.00	24,411.20
210	MOTOR VEHICLE FUND	323,831.38	4,320.00	0.00	328,151.38	0.00	328,151.38
213	DUI/OMVI ENFORCEMENT	7,133.03	0.00	0.00	7,133.03	1,889.00	5,244.03
217	COURT COMPUTER FUND	11,057.92	510.00	0.00	11,567.92	0.00	11,567.92
218	RAINY DAY FUND	2,316,666.78	12,500.00	0.00	2,329,166.78	0.00	2,329,166.78
219	TERMINATION PAYMENT FUND	209,648.54	0.00	46,523.40	163,125.14	0.00	163,125.14
220	RECREATION & AQUATIC FUND	(34,167.61)	76,294.27	213,938.37	(171,811.71)	741,215.99	(913,027.70)
221	GOLF COURSE FUND	(64,039.14)	41,579.48	165,203.90	(187,663.56)	1,285,595.89	(1,473,259.45)
222	TRANSPORTATION SERVICES	149,075.93	0.00	19,511.45	129,564.48	180,827.30	(51,262.82)
223	LOCAL CORONAVIRUS RELIEF FUND	0.00	0.00	0.00	0.00	0.00	0.00
224	SENIOR CENTER FUND	62,176.60	1,388.00	10,418.84	53,145.76	10,693.86	42,451.90
225	LOCAL FISCAL RECOVERY FUND	107,144.13	0.00	0.00	107,144.13	84,795.24	22,348.89
226	ONEOHIO OPIOID SETTLEMENT FUND	1,007.46	216.12	0.00	1,223.58	0.00	1,223.58
301	DEBT SERVICE FUND	1,195,397.57	75,308.58	2,481.10	1,268,225.05	1,052,042.00	216,183.05
401	CAPITAL PROJECTS FUND	4,801,186.96	150,617.15	493,609.77	4,458,194.34	1,674,034.14	2,784,160.20
402	CAPITAL PROJECTS REC. CENTER	275,955.83	4,015.49	0.00	279,971.32	147,905.94	132,065.38
403	GOLF RECOVERY FUND	145,881.91	1,285.96	0.00	147,167.87	74,535.00	72,632.87
404	RAREY'S PORT BLDG. CONST. FUND	0.00	0.00	0.00	0.00	0.00	0.00
405	WERT'S GROVE BLDG. CONST. FUND	8,432.29	0.00	0.00	8,432.29	0.00	8,432.29
501	WATER FUND	618,693.57	4,476.68	40,386.38	582,783.87	242,065.87	340,718.00
502	SANITARY SEWER FUND	65,286.76	951.87	8,210.93	58,027.70	473,216.31	(415,188.61)
503	WATER CAPITAL FUND	751,142.39	18,689.45	0.00	769,831.84	25,697.00	744,134.84
504	SEWER CAPITAL FUND	1,070,418.41	55,534.00	0.00	1,125,952.41	13,179.51	1,112,772.90
505	STORM WATER FUND	491,374.32	6,241.20	46,253.11	451,362.41	139,704.90	311,657.51
506	COLUMBUS WATER MAINT. FUND	996,834.91	18,765.99	0.00	1,015,600.90	9,843.52	1,005,757.38
702	SURETY BOND FUND	60,345.80	209,008.00	0.00	269,353.80	0.00	269,353.80
703	TOWNSHIP INSPECTIONS	5,183.28	1,711.10	0.00	6,894.38	0.00	6,894.38
704	ESCROW INSPECTIONS & ENGIN.	174,292.30	22,000.00	428.75	195,863.55	134,866.14	60,997.41
706	CEMETERY PERPETUAL CARE FUND	97,077.03	2,214.10	0.00	99,291.13	6,872.00	92,419.13
707	TREE FUND	56,403.47	0.00	0.00	56,403.47	330.00	56,073.47
708	FLEXIBLE SPENDING FUND	16,752.03	4,154.90	3,791.79	17,115.14	0.00	17,115.14
709	EMPLOYEE WITHHOLDING FUND	5,201.37	8,281.22	1,163.63	12,318.96	0.00	12,318.96
39 Funds		31,678,622.02	2,318,003.26	2,585,968.39	31,410,656.89	10,906,211.93	20,504,444.96

YTD Fund Report for Year 2024 Month 03 - CITY OF GROVEPORT

Fund	Description	Beg Yr Bal	YTD Rec	YTD Exp	Unexp	Enc	Unenc
101	GENERAL FUND	14,632,136.37	6,411,255.44	3,815,321.96	17,228,069.85	3,950,334.79	13,277,735.06
201	STREET MAINTENANCE & REPAIR	212,053.16	168,649.64	505,054.81	(124,352.01)	561,217.54	(685,569.55)
202	STATE HIGHWAY IMPROVEMENT FUND	195,458.75	13,892.49	62,886.26	146,464.98	55,419.28	91,045.70
203	CEMETERY FUND	81,393.58	8,267.00	14,140.72	75,519.86	6,885.96	68,633.90
204	PARKS FUND	392,720.77	79,486.54	5,201.66	467,005.65	33,044.75	433,960.90
205	TIF FUND	0.00	0.00	0.00	0.00	0.00	0.00
207	SENIOR TRANSPORTATION FUND	0.00	0.00	0.00	0.00	0.00	0.00
208	DRUG EDUCATION & ENFORCEMENT	33,826.05	0.00	9,414.85	24,411.20	0.00	24,411.20
210	MOTOR VEHICLE FUND	315,623.30	12,528.08	0.00	328,151.38	0.00	328,151.38
213	DUI/OMVI ENFORCEMENT	7,133.03	0.00	0.00	7,133.03	1,889.00	5,244.03
217	COURT COMPUTER FUND	10,687.92	880.00	0.00	11,567.92	0.00	11,567.92
218	RAINY DAY FUND	2,291,666.78	37,500.00	0.00	2,329,166.78	0.00	2,329,166.78
219	TERMINATION PAYMENT FUND	140,563.79	101,700.00	79,138.65	163,125.14	0.00	163,125.14
220	RECREATION & AQUATIC FUND	182,284.09	234,593.85	588,689.65	(171,811.71)	741,215.99	(913,027.70)
221	GOLF COURSE FUND	135,332.71	71,254.02	394,250.29	(187,663.56)	1,285,595.89	(1,473,259.45)
222	TRANSPORTATION SERVICES	61,562.23	150,000.00	81,997.75	129,564.48	180,827.30	(51,262.82)
223	LOCAL CORONAVIRUS RELIEF FUND	0.00	0.00	0.00	0.00	0.00	0.00
224	SENIOR CENTER FUND	14,035.26	80,367.99	41,257.49	53,145.76	10,693.86	42,451.90
225	LOCAL FISCAL RECOVERY FUND	107,144.13	0.00	0.00	107,144.13	84,795.24	22,348.89
226	ONEOHIO OPIOID SETTLEMENT FUND	958.67	264.91	0.00	1,223.58	0.00	1,223.58
301	DEBT SERVICE FUND	948,141.45	334,944.96	14,861.36	1,268,225.05	1,052,042.00	216,183.05
401	CAPITAL PROJECTS FUND	4,618,132.14	669,889.90	829,827.70	4,458,194.34	1,674,034.14	2,784,160.20
402	CAPITAL PROJECTS REC. CENTER	267,624.28	12,347.04	0.00	279,971.32	147,905.94	132,065.38
403	GOLF RECOVERY FUND	144,964.14	2,203.73	0.00	147,167.87	74,535.00	72,632.87
404	RAREY'S PORT BLDG. CONST. FUND	0.00	0.00	0.00	0.00	0.00	0.00
405	WERT'S GROVE BLDG. CONST. FUND	8,432.29	0.00	0.00	8,432.29	0.00	8,432.29
501	WATER FUND	518,231.45	180,694.91	116,142.49	582,783.87	242,065.87	340,718.00
502	SANITARY SEWER FUND	72,304.25	153,461.84	167,738.39	58,027.70	473,216.31	(415,188.61)
503	WATER CAPITAL FUND	749,656.39	20,175.45	0.00	769,831.84	25,697.00	744,134.84
504	SEWER CAPITAL FUND	1,079,030.41	61,128.00	14,206.00	1,125,952.41	13,179.51	1,112,772.90
505	STORM WATER FUND	309,732.38	275,962.21	134,332.18	451,362.41	139,704.90	311,657.51
506	COLUMBUS WATER MAINT. FUND	972,042.66	43,558.24	0.00	1,015,600.90	9,843.52	1,005,757.38
702	SURETY BOND FUND	68,835.80	209,008.00	8,490.00	269,353.80	0.00	269,353.80
703	TOWNSHIP INSPECTIONS	3,137.04	6,456.18	2,698.84	6,894.38	0.00	6,894.38
704	ESCROW INSPECTIONS & ENGIN.	169,114.36	28,450.00	1,700.81	195,863.55	134,866.14	60,997.41
706	CEMETERY PERPETUAL CARE FUND	95,506.00	3,785.13	0.00	99,291.13	6,872.00	92,419.13
707	TREE FUND	110,078.47	0.00	53,675.00	56,403.47	330.00	56,073.47
708	FLEXIBLE SPENDING FUND	29,995.87	12,212.94	25,093.67	17,115.14	0.00	17,115.14
709	EMPLOYEE WITHHOLDING FUND	1,661.20	13,785.70	3,127.94	12,318.96	0.00	12,318.96
39 Funds		28,981,201.17	9,398,704.19	6,969,248.47	31,410,656.89	10,906,211.93	20,504,444.96

MTD/YTD Revenue Report by Fund for Year 2024 Month 03 - CITY OF GROVEPORT

Account	Description	Est Rev	MTD Rec	YTD Rec	Unc Bal	%Remain	%Collected
101.00.41110	REAL ESTATE TAX	574,313.00	0.00	0.00	574,313.00	100.00%	0.00%
101.00.41141	ODT INCOME TAX	75,000.00	145,193.61	257,801.47	(182,801.47)	(243.74%)	343.74%
101.00.41142	R.I.T.A. INCOME TAX REVENUE	16,580,500.00	1,135,052.16	5,436,262.72	11,144,237.28	67.21%	32.79%
101.00.41150	HOTEL/MOTEL TAX	0.00	0.00	0.00	0.00	0.00%	0.00%
101.00.41210	LOCAL GOVERNMENT	100,340.00	9,773.15	30,961.83	69,378.17	69.14%	30.86%
101.00.41221	TRAILER TAX	5.00	0.00	0.00	5.00	100.00%	0.00%
101.00.41230	CIGARETTE TAX	225.00	0.00	0.00	225.00	100.00%	0.00%
101.00.41236	GRANTS	88,287.00	235.62	28,725.33	59,561.67	67.46%	32.54%
101.00.41250	LIQUOR LICENSE FEE'S	2,500.00	0.00	1,109.50	1,390.50	55.62%	44.38%
101.00.41280	REAL ESTATE TAX ROLLBACK	25,000.00	0.00	0.00	25,000.00	100.00%	0.00%
101.00.41510	FRANCHISE FEE'S	70,000.00	0.00	15,443.97	54,556.03	77.94%	22.06%
101.00.41511	RAREY'S PORT LEASE REVENUES	65,400.00	7,984.89	19,126.79	46,273.21	70.75%	29.25%
101.00.41512	WERT'S GROVE LEASE REVENUES	73,752.00	6,146.00	29,546.08	44,205.92	59.94%	40.06%
101.00.41596	SCHOOL RESOURCE OFFICER	105,890.00	0.00	0.00	105,890.00	100.00%	0.00%
101.00.41610	FINES & FORFEITURES	15,000.00	2,737.00	5,179.00	9,821.00	65.47%	34.53%
101.00.41620	ZONING APPLICATION FEE	25,000.00	2,420.00	18,801.25	6,198.75	24.80%	75.21%
101.00.41630	ENGINEER REVIEW - IN HOUSE	10,000.00	0.00	750.00	9,250.00	92.50%	7.50%
101.00.41631	OCCUPANCY PERMITS	15,000.00	2,386.25	4,945.00	10,055.00	67.03%	32.97%
101.00.41640	BUILDING PERMIT	55,000.00	8,973.67	13,199.59	41,800.41	76.00%	24.00%
101.00.41650	MISCELLANEOUS PERMITS	50,000.00	5,669.45	18,517.51	31,482.49	62.96%	37.04%
101.00.41651	MOWING ASSESSMENTS	5,000.00	0.00	0.00	5,000.00	100.00%	0.00%
101.00.41660	PLAN REVIEW	85,000.00	8,090.27	27,860.06	57,139.94	67.22%	32.78%
101.00.41670	3% STATE FEE	8,000.00	740.67	1,994.31	6,005.69	75.07%	24.93%
101.00.41680	1% STATE	400.00	18.28	329.21	70.79	17.70%	82.30%
101.00.41690	POLICE REPORT FEE'S	100.00	21.00	87.00	13.00	13.00%	87.00%
101.00.41703	INSPECTIONS	500.00	0.00	0.00	500.00	100.00%	0.00%
101.00.41712	PROCEEDS OF LEASES	13,492.00	0.00	12,967.20	524.80	3.89%	96.11%
101.00.41810	SALE OF FIXED ASSETS	500.00	52.00	52.00	448.00	89.60%	10.40%
101.00.41820	INTEREST EARNINGS	275,000.00	117,163.62	366,823.75	(91,823.75)	(33.39%)	133.39%
101.00.41821	INCOME TAX INTEREST	250.00	7,367.95	7,367.95	(7,117.95)	(2847.18%)	2947.18%
101.00.41832	TOWNHALL - MISC. PROGRAMS	1,000.00	60.00	120.00	880.00	88.00%	12.00%
101.00.41833	TOWNHALL - DANCE	500.00	140.00	210.00	290.00	58.00%	42.00%
101.00.41834	TOWNHALL - RENTAL/COPIES	1,000.00	300.00	1,850.00	(850.00)	(85.00%)	185.00%
101.00.41835	TOWN HALL SECURITY DEPOSITS-RESIDENT	3,000.00	600.00	2,600.00	400.00	13.33%	86.67%
101.00.41836	TOWN HALL SECURITY DEPOSITS-NON-RESIDENT	2,000.00	0.00	0.00	2,000.00	100.00%	0.00%
101.00.41837	TOWN HALL - TREE CITY U.S.A.	1,000.00	0.00	0.00	1,000.00	100.00%	0.00%
101.00.41840	MISCELLANEOUS	5,000.00	37,220.00	48,245.30	(43,245.30)	(864.91%)	964.91%

MTD/YTD Revenue Report by Fund for Year 2024 Month 03 - CITY OF GROVEPORT

Account	Description	Est Rev	MTD Rec	YTD Rec	Unc Bal	%Remain	%Collected
101.00.41841	APPLE BUTTER DAY	2,000.00	100.00	605.00	1,395.00	69.75%	30.25%
101.00.41842	COMMUNITY GARAGE SALE	0.00	0.00	0.00	0.00	0.00%	0.00%
101.00.41850	RITA RETAINER REFUND	100,000.00	0.00	0.00	100,000.00	100.00%	0.00%
101.00.41852	BWC EMPLOYER PREMIUM REFUND	1,000.00	0.00	1,295.80	(295.80)	(29.58%)	129.58%
101.00.41860	HEALTH CARE CONTRIBUTION	200,000.00	19,607.24	58,477.82	141,522.18	70.76%	29.24%
101.00.41861	INTERFUND LOAN - DEBT SERVICE FUND	0.00	0.00	0.00	0.00	0.00%	0.00%
Fund: 101	GENERAL FUND	18,635,954.00	1,518,052.83	6,411,255.44	12,224,698.56	65.60%	34.40%
201.00.41240	AUTO LICENSE FEE'S	525,000.00	30,436.53	40,867.79	484,132.21	92.22%	7.78%
201.00.41260	GASOLINE EXCISE TAX	450,000.00	36,892.99	112,543.46	337,456.54	74.99%	25.01%
201.00.41714	BOND ANTICIPATION NOTE PROCEEDS	200,000.00	0.00	0.00	200,000.00	100.00%	0.00%
201.00.41820	INTEREST EARNINGS	0.00	0.00	0.00	0.00	0.00%	0.00%
201.00.41840	MISCELLANEOUS	10,000.00	262.14	4,589.82	5,410.18	54.10%	45.90%
201.00.41842	REIMBURSEMENT STREETS	20,000.00	0.00	0.00	20,000.00	100.00%	0.00%
201.00.41852	BWC EMPLOYER PREMIUM REFUND	0.00	0.00	118.81	(118.81)	0.00%	0.00%
201.00.41860	HEALTH CARE CONTRIBUTION	38,000.00	3,509.92	10,529.76	27,470.24	72.29%	27.71%
201.00.41910	TRANSFER OF FUNDS	950,000.00	0.00	0.00	950,000.00	100.00%	0.00%
Fund: 201	STREET MAINTENANCE & REPAIR	2,193,000.00	71,101.58	168,649.64	2,024,350.36	92.31%	7.69%
202.00.41240	AUTO LICENSE FEE'S	42,500.00	2,467.83	3,313.61	39,186.39	92.20%	7.80%
202.00.41260	GASOLINE EXCISE TAX	37,500.00	2,991.32	9,125.14	28,374.86	75.67%	24.33%
202.00.41820	INTEREST EARNINGS	1,500.00	391.14	1,453.74	46.26	3.08%	96.92%
202.00.41840	MISCELLANEOUS	0.00	0.00	0.00	0.00	0.00%	0.00%
Fund: 202	STATE HIGHWAY IMPROVEMENT FUND	81,500.00	5,850.29	13,892.49	67,607.51	82.95%	17.05%
203.00.41541	SALE OF LOTS	9,000.00	2,335.00	3,635.00	5,365.00	59.61%	40.39%
203.00.41542	FOUNDATIONS	5,000.00	0.00	432.00	4,568.00	91.36%	8.64%
203.00.41543	BURIAL OPENING/CLOSING	10,000.00	600.00	4,200.00	5,800.00	58.00%	42.00%
203.00.41544	CREMATIONS	1,000.00	0.00	0.00	1,000.00	100.00%	0.00%
203.00.41840	MISCELLANEOUS	500.00	0.00	0.00	500.00	100.00%	0.00%
Fund: 203	CEMETERY FUND	25,500.00	2,935.00	8,267.00	17,233.00	67.58%	32.42%
204.00.41240	PARK DEVELOPMENT GRANT	0.00	0.00	0.00	0.00	0.00%	0.00%
204.00.41530	PARK DEVELOPMENT FEE'S	10,000.00	0.00	4,486.54	5,513.46	55.13%	44.87%
204.00.41840	MISCELLANEOUS	0.00	0.00	0.00	0.00	0.00%	0.00%
204.00.41910	TRANSFER OF FUNDS	75,000.00	0.00	75,000.00	0.00	0.00%	100.00%
Fund: 204	PARKS FUND	85,000.00	0.00	79,486.54	5,513.46	6.49%	93.51%

MTD/YTD Revenue Report by Fund for Year 2024 Month 03 - CITY OF GROVEPORT

Account	Description	Est Rev	MTD Rec	YTD Rec	Unc Bal	%Remain	%Collected
205.00.41115	DUKE TIF/90-089	950,000.00	0.00	0.00	950,000.00	100.00%	0.00%
205.00.41116	OPUS TIF	90,000.00	0.00	0.00	90,000.00	100.00%	0.00%
205.00.41117	AIR EAST TIF	500,000.00	0.00	0.00	500,000.00	100.00%	0.00%
Fund: 205	TIF FUND	1,540,000.00	0.00	0.00	1,540,000.00	100.00%	0.00%
207.00.41420	SENIOR TRANSPORTATION GRANT	13,176.00	0.00	0.00	13,176.00	100.00%	0.00%
207.00.41421	ODOT GRANT	0.00	0.00	0.00	0.00	0.00%	0.00%
Fund: 207	SENIOR TRANSPORTATION FUND	13,176.00	0.00	0.00	13,176.00	100.00%	0.00%
208.00.41150	DRUG ENFORCEMENT & EDUCATION	5,000.00	0.00	0.00	5,000.00	100.00%	0.00%
208.00.41840	POLICE SEIZURE REVENUES	0.00	0.00	0.00	0.00	0.00%	0.00%
Fund: 208	DRUG EDUCATION & ENFORCEMENT	5,000.00	0.00	0.00	5,000.00	100.00%	0.00%
210.00.41150	PERMISSIVE MOTOR VEH. STATE	50,000.00	4,320.00	12,528.08	37,471.92	74.94%	25.06%
210.00.41160	PERMISSIVE MOTOR VEH. FC ENGINEER	0.00	0.00	0.00	0.00	0.00%	0.00%
Fund: 210	MOTOR VEHICLE FUND	50,000.00	4,320.00	12,528.08	37,471.92	74.94%	25.06%
213.00.41150	GRANTS-FRANKLIN COUNTY TASK FORCE	500.00	0.00	0.00	500.00	100.00%	0.00%
213.00.41610	FINES & FORFEITURES	1,000.00	0.00	0.00	1,000.00	100.00%	0.00%
Fund: 213	DUI/OMVI ENFORCEMENT	1,500.00	0.00	0.00	1,500.00	100.00%	0.00%
217.00.41610	COMPUTER FUND	3,500.00	510.00	880.00	2,620.00	74.86%	25.14%
Fund: 217	COURT COMPUTER FUND	3,500.00	510.00	880.00	2,620.00	74.86%	25.14%
218.00.41140	INCOME TAX REVENUE RAINY DAY	150,000.00	12,500.00	37,500.00	112,500.00	75.00%	25.00%
Fund: 218	RAINY DAY FUND	150,000.00	12,500.00	37,500.00	112,500.00	75.00%	25.00%
219.00.41900	GENERAL FUND TRANSFER IN	100,000.00	0.00	100,000.00	0.00	0.00%	100.00%
219.00.41901	STREET MAINTENANCE FUND TRANSFERS IN	0.00	0.00	0.00	0.00	0.00%	0.00%
219.00.41902	RECREATION FUND TRANSFERS IN	0.00	0.00	0.00	0.00	0.00%	0.00%
219.00.41903	GOLF COURSE FUND TRANSFERS IN	0.00	0.00	0.00	0.00	0.00%	0.00%
219.00.41904	WATER FUND TRANSFERS IN	1,300.00	0.00	1,300.00	0.00	0.00%	100.00%
219.00.41905	SEWER FUND TRANSFERS IN	200.00	0.00	200.00	0.00	0.00%	100.00%
219.00.41906	STORM WATER FUND TRANSFERS IN	200.00	0.00	200.00	0.00	0.00%	100.00%
Fund: 219	TERMINATION PAYMENT FUND	101,700.00	0.00	101,700.00	0.00	0.00%	100.00%
220.00.41511	AC INDOOR	50,000.00	7,515.00	17,775.00	32,225.00	64.45%	35.55%
220.00.41512	AC MEMBERSHIP FEE'S	350,000.00	480.00	480.00	349,520.00	99.86%	0.14%

MTD/YTD Revenue Report by Fund for Year 2024 Month 03 - CITY OF GROVEPORT

Account	Description	Est Rev	MTD Rec	YTD Rec	Unc Bal	%Remain	%Collected
220.00.41513	RC MEMBERSHIP FEE'S	600,000.00	47,321.03	164,196.32	435,803.68	72.63%	27.37%
220.00.41520	SENIOR CENTER DAY TRIP FEES	0.00	0.00	0.00	0.00	0.00%	0.00%
220.00.41530	RECREATION PROGRAM FEE	2,000.00	855.00	1,960.00	40.00	2.00%	98.00%
220.00.41531	RECREATION ATHLETICS	60,000.00	4,582.50	9,476.00	50,524.00	84.21%	15.79%
220.00.41532	RC SILVER SNEAKERS	70,000.00	9,315.00	23,481.00	46,519.00	66.46%	33.54%
220.00.41533	RC OPTUM FITNESS	25,000.00	1,980.00	5,824.00	19,176.00	76.70%	23.30%
220.00.41536	FITNESS INSTRUCTORS	45,000.00	6,520.80	18,302.13	26,697.87	59.33%	40.67%
220.00.41537	RC CAPITAL-CONTRA REVENUE ACCOUNT	(142,747.00)	(4,015.49)	(12,347.04)	(130,399.96)	91.35%	8.65%
220.00.41700	BOND ANTICIPATION NOTE PROCEEDS	0.00	0.00	0.00	0.00	0.00%	0.00%
220.00.41840	MISCELLANEOUS	0.00	5.35	35.35	(35.35)	0.00%	0.00%
220.00.41852	BWC EMPLOYER PREMIUM REFUND	1,000.00	0.00	205.85	794.15	79.42%	20.59%
220.00.41860	HEALTH CARE CONTRIBUTION	20,000.00	1,735.08	5,205.24	14,794.76	73.97%	26.03%
220.00.41910	TRANSFER OF FUNDS	2,200,000.00	0.00	0.00	2,200,000.00	100.00%	0.00%
Fund: 220	RECREATION & AQUATIC FUND	3,280,253.00	76,294.27	234,593.85	3,045,659.15	92.85%	7.15%
221.00.41537	GOLF COURSE RECOVERY CONTRA REVENUE	(110,000.00)	(1,285.96)	(2,203.73)	(107,796.27)	98.00%	2.00%
221.00.41592	GOLF	810,000.00	35,239.00	51,484.07	758,515.93	93.64%	6.36%
221.00.41593	GOLF CONCESSIONS	54,000.00	4,348.15	12,993.15	41,006.85	75.94%	24.06%
221.00.41594	GOLF GIFT CERTIFICATE	500.00	0.00	0.00	500.00	100.00%	0.00%
221.00.41595	CREDIT CARD SURCHARGE	20,000.00	303.77	679.98	19,320.02	96.60%	3.40%
221.00.41713	LEASE PROCEEDS	0.00	0.00	0.00	0.00	0.00%	0.00%
221.00.41714	BOND ANTICIPATION NOTE PROCEEDS	1,000,000.00	0.00	0.00	1,000,000.00	100.00%	0.00%
221.00.41840	MISCELLANEOUS	2,500.00	0.00	0.00	2,500.00	100.00%	0.00%
221.00.41852	BWC EMPLOYER PREMIUM REFUND	150.00	0.00	180.09	(30.09)	(20.06%)	120.06%
221.00.41860	HEALTH CARE CONTRIBUTION	30,000.00	2,974.52	8,120.46	21,879.54	72.93%	27.07%
221.00.41910	TRANSFER OF FUNDS	1,400,000.00	0.00	0.00	1,400,000.00	100.00%	0.00%
Fund: 221	GOLF COURSE FUND	3,207,150.00	41,579.48	71,254.02	3,135,895.98	97.78%	2.22%
222.00.41510	TRANSPORTATION CONTRIBUTIONS	0.00	0.00	0.00	0.00	0.00%	0.00%
222.00.41511	OBETZ TRANSPORTATION SERVICES	0.00	0.00	0.00	0.00	0.00%	0.00%
222.00.41712	LEASE PROCEEDS - (2) TRANSIT BUSES	0.00	0.00	0.00	0.00	0.00%	0.00%
222.00.41840	MISCELLANEOUS	0.00	0.00	0.00	0.00	0.00%	0.00%
222.00.41911	TRANSFERS IN - GENERAL FUND	275,000.00	0.00	150,000.00	125,000.00	45.45%	54.55%
Fund: 222	TRANSPORTATION SERVICES	275,000.00	0.00	150,000.00	125,000.00	45.45%	54.55%
223.00.41210	LGF - CARES HB 481 FUNDING	0.00	0.00	0.00	0.00	0.00%	0.00%
223.00.41820	INTEREST EARNINGS	0.00	0.00	0.00	0.00	0.00%	0.00%
Fund: 223	LOCAL CORONAVIRUS RELIEF FUND	0.00	0.00	0.00	0.00	0.00%	0.00%

MTD/YTD Revenue Report by Fund for Year 2024 Month 03 - CITY OF GROVEPORT

Account	Description	Est Rev	MTD Rec	YTD Rec	Unc Bal	%Remain	%Collected
224.00.41511	MEMBERSHIP FEES	4,000.00	220.00	2,374.00	1,626.00	40.65%	59.35%
224.00.41512	SENIOR LUNCH COLLECTIONS	5,000.00	784.00	2,520.00	2,480.00	49.60%	50.40%
224.00.41520	SENIOR CENTER DAY TRIP FEES	1,500.00	109.00	125.00	1,375.00	91.67%	8.33%
224.00.41840	MISCELLANEOUS	0.00	225.00	225.00	(225.00)	0.00%	0.00%
224.00.41841	DONATIONS	1,000.00	50.00	102.00	898.00	89.80%	10.20%
224.00.41852	BWC EMPLOYER PREMIUM REFUND	0.00	0.00	21.99	(21.99)	0.00%	0.00%
224.00.41860	HEALTH CARE PREMIUM	0.00	0.00	0.00	0.00	0.00%	0.00%
224.00.41910	TRANSFER OF FUNDS	218,500.00	0.00	75,000.00	143,500.00	65.68%	34.32%
Fund: 224	SENIOR CENTER FUND	230,000.00	1,388.00	80,367.99	149,632.01	65.06%	34.94%
225.00.41210	LOCAL FISCAL RECOVERY FUNDING	0.00	0.00	0.00	0.00	0.00%	0.00%
225.00.41211	ARP FUNDING CRIME PREVENTION	0.00	0.00	0.00	0.00	0.00%	0.00%
Fund: 225	LOCAL FISCAL RECOVERY FUND	0.00	0.00	0.00	0.00	0.00%	0.00%
226.00.41210	ONEOHIO OPIOID SETTLEMENT	0.00	216.12	264.91	(264.91)	0.00%	0.00%
Fund: 226	ONEOHIO OPIOID SETTLEMENT FUND	0.00	216.12	264.91	(264.91)	0.00%	0.00%
301.00.41141	ODT INCOME TAX	5,000.00	8,540.80	15,164.79	(10,164.79)	(203.30%)	303.30%
301.00.41142	R.I.T.A. INCOME TAX REVENUE	1,000,000.00	66,767.78	319,780.17	680,219.83	68.02%	31.98%
301.00.41710	2020 LTGO REFUNDING BOND PROCEEDS	0.00	0.00	0.00	0.00	0.00%	0.00%
301.00.41724	PREMIUM ON NOTES	0.00	0.00	0.00	0.00	0.00%	0.00%
301.00.41840	MISCELLANEOUS	0.00	0.00	0.00	0.00	0.00%	0.00%
301.00.41841	INTERFUND PRINCIPAL REPAYMENT	81,000.00	0.00	0.00	81,000.00	100.00%	0.00%
301.00.41842	INTERFUND INTEREST REPAYMENT	73,605.00	0.00	0.00	73,605.00	100.00%	0.00%
301.00.41850	RITA RETAINER REFUND	15,000.00	0.00	0.00	15,000.00	100.00%	0.00%
Fund: 301	DEBT SERVICE FUND	1,171,605.00	75,308.58	334,944.96	839,660.04	71.48%	28.52%
401.00.41141	ODT INCOME TAX	75,000.00	17,081.61	30,329.60	44,670.40	59.56%	40.44%
401.00.41142	R.I.T.A. INCOME TAX	2,257,525.00	133,535.54	639,560.30	1,617,964.70	71.67%	28.33%
401.00.41260	HIGGINS BLVD.(629) FUNDING	0.00	0.00	0.00	0.00	0.00%	0.00%
401.00.41261	OPWC GRANT S. HAMILTON RD PH.1	0.00	0.00	0.00	0.00	0.00%	0.00%
401.00.41262	OPWC GRANT S. HAMILTON RD. PH. 2	0.00	0.00	0.00	0.00	0.00%	0.00%
401.00.41263	HIGGINS BLVD. PIZZUTI FUNDING	0.00	0.00	0.00	0.00	0.00%	0.00%
401.00.41264	W. BIXBY RD. RECON. OPWC GRANT PH.2	0.00	0.00	0.00	0.00	0.00%	0.00%
401.00.41265	WEST BIXBY RD. PH. II - COUNTY SHARE	0.00	0.00	0.00	0.00	0.00%	0.00%
401.00.41700	BOND ANTICIPATION NOTE PROCEEDS	1,400,000.00	0.00	0.00	1,400,000.00	100.00%	0.00%
401.00.41840	MISCELLANEOUS	0.00	0.00	0.00	0.00	0.00%	0.00%
401.00.41850	RITA RETAINER REFUND	50,000.00	0.00	0.00	50,000.00	100.00%	0.00%

MTD/YTD Revenue Report by Fund for Year 2024 Month 03 - CITY OF GROVEPORT

Account	Description	Est Rev	MTD Rec	YTD Rec	Unc Bal	%Remain	%Collected
Fund: 401	CAPITAL PROJECTS FUND	3,782,525.00	150,617.15	669,889.90	3,112,635.10	82.29%	17.71%
402.00.41513	RC/AC ALLOCATION	142,747.00	4,015.49	12,347.04	130,399.96	91.35%	8.65%
Fund: 402	CAPITAL PROJECTS REC. CENTER	142,747.00	4,015.49	12,347.04	130,399.96	91.35%	8.65%
403.00.41513	GOLF ALLOCATION	110,000.00	1,285.96	2,203.73	107,796.27	98.00%	2.00%
Fund: 403	GOLF RECOVERY FUND	110,000.00	1,285.96	2,203.73	107,796.27	98.00%	2.00%
404.00.41700	BOND PROCEEDS	0.00	0.00	0.00	0.00	0.00%	0.00%
404.00.41820	INTEREST EARNINGS	0.00	0.00	0.00	0.00	0.00%	0.00%
404.00.41841	INTERFUND LOAN- DEBT SERVICE FUND	0.00	0.00	0.00	0.00	0.00%	0.00%
Fund: 404	RAREY'S PORT BLDG. CONST. FUND	0.00	0.00	0.00	0.00	0.00%	0.00%
405.00.41700	BOND PROCEEDS	0.00	0.00	0.00	0.00	0.00%	0.00%
405.00.41820	INTEREST EARNINGS	0.00	0.00	0.00	0.00	0.00%	0.00%
405.00.41841	INTERFUND LOAN DEBT SERVICE FUND	0.00	0.00	0.00	0.00	0.00%	0.00%
Fund: 405	WERT'S GROVE BLDG. CONST. FUND	0.00	0.00	0.00	0.00	0.00%	0.00%
501.00.41551	CONSUMER USAGE WATER	750,000.00	3,257.12	177,002.45	572,997.55	76.40%	23.60%
501.00.41552	OVERPAYMENT	0.00	0.00	0.00	0.00	0.00%	0.00%
501.00.41840	MISCELLANEOUS	100.00	0.00	2.20	97.80	97.80%	2.20%
501.00.41852	BWC EMPLOYER PREMIUM REFUND	50.00	0.00	31.58	18.42	36.84%	63.16%
501.00.41860	HEALTH CARE CONTRIBUTION	7,700.00	1,219.56	3,658.68	4,041.32	52.48%	47.52%
Fund: 501	WATER FUND	757,850.00	4,476.68	180,694.91	577,155.09	76.16%	23.84%
502.00.41561	CONSUMER USAGE SEWER	580,000.00	914.75	137,876.10	442,123.90	76.23%	23.77%
502.00.41562	CLEAN RIVER CHARGE	70,000.00	37.12	15,377.84	54,622.16	78.03%	21.97%
502.00.41563	SPECIAL ASSESSMENTS	2,000.00	0.00	0.00	2,000.00	100.00%	0.00%
502.00.41840	MISCELLANEOUS	500.00	0.00	200.00	300.00	60.00%	40.00%
502.00.41842	REIMBURSEMENT SEWER	5,000.00	0.00	0.00	5,000.00	100.00%	0.00%
502.00.41852	BWC EMPLOYER PREMIUM REFUND	0.00	0.00	7.90	(7.90)	0.00%	0.00%
502.00.41860	HEALTH CARE CONTRIBUTION	0.00	0.00	0.00	0.00	0.00%	0.00%
502.00.41910	TRANSFERS IN	0.00	0.00	0.00	0.00	0.00%	0.00%
Fund: 502	SANITARY SEWER FUND	657,500.00	951.87	153,461.84	504,038.16	76.66%	23.34%
503.00.41552	WATER TAP FEE'S & CAPA	90,000.00	18,689.45	20,175.45	69,824.55	77.58%	22.42%
503.00.41710	PROCEEDS FROM NOTE	0.00	0.00	0.00	0.00	0.00%	0.00%
503.00.41711	2020 LTGO REFUNDING BOND PROCEEDS	0.00	0.00	0.00	0.00	0.00%	0.00%

MTD/YTD Revenue Report by Fund for Year 2024 Month 03 - CITY OF GROVEPORT

Account	Description	Est Rev	MTD Rec	YTD Rec	Unc Bal	%Remain	%Collected
Fund: 503	WATER CAPITAL FUND	90,000.00	18,689.45	20,175.45	69,824.55	77.58%	22.42%
504.00.41562	SEWER TAPS & CAPACITY	100,000.00	55,534.00	61,128.00	38,872.00	38.87%	61.13%
504.00.41840	MISCELLANEOUS	0.00	0.00	0.00	0.00	0.00%	0.00%
Fund: 504	SEWER CAPITAL FUND	100,000.00	55,534.00	61,128.00	38,872.00	38.87%	61.13%
505.00.41220	RAIN BARREL	500.00	0.00	0.00	500.00	100.00%	0.00%
505.00.41264	W. BIXBY RD. RECON. OPWC GRANT PH.2	0.00	0.00	0.00	0.00	0.00%	0.00%
505.00.41265	LOCAL FISCAL RECOVERY FUNDING	0.00	0.00	0.00	0.00	0.00%	0.00%
505.00.41551	CONSUMER USAGE - STORM WATER	500,000.00	2,551.20	267,304.33	232,695.67	46.54%	53.46%
505.00.41553	SPECIAL ASSESSMENTS	35,000.00	0.00	0.00	35,000.00	100.00%	0.00%
505.00.41562	REVIEW FEES - STORM WATER	45,000.00	3,690.00	8,640.00	36,360.00	80.80%	19.20%
505.00.41700	W. BIXBY RD. RECON. OPWC LOAN, PH.2	0.00	0.00	0.00	0.00	0.00%	0.00%
505.00.41712	LEASE PROCEEDS	0.00	0.00	0.00	0.00	0.00%	0.00%
505.00.41840	MISCELLANEOUS	0.00	0.00	0.00	0.00	0.00%	0.00%
505.00.41852	BWC EMPLOYER PREMIUM REFUND	0.00	0.00	17.88	(17.88)	0.00%	0.00%
505.00.41860	HEALTH CARE CONTRIBUTION	0.00	0.00	0.00	0.00	0.00%	0.00%
505.00.41910	TRANSFERS OF FUNDS	97,000.00	0.00	0.00	97,000.00	100.00%	0.00%
Fund: 505	STORM WATER FUND	677,500.00	6,241.20	275,962.21	401,537.79	59.27%	40.73%
506.00.41555	COLUMBUS USAGE SURCHARGE	100,000.00	18,765.99	43,558.24	56,441.76	56.44%	43.56%
Fund: 506	COLUMBUS WATER MAINT. FUND	100,000.00	18,765.99	43,558.24	56,441.76	56.44%	43.56%
702.00.41500	SURETY BOND PAYMENTS	50,000.00	209,008.00	209,008.00	(159,008.00)	(318.02%)	418.02%
Fund: 702	SURETY BOND FUND	50,000.00	209,008.00	209,008.00	(159,008.00)	(318.02%)	418.02%
703.00.41700	MADISON TOWNSHIP INSPECTIONS	25,000.00	1,711.10	6,456.18	18,543.82	74.18%	25.82%
Fund: 703	TOWNSHIP INSPECTIONS	25,000.00	1,711.10	6,456.18	18,543.82	74.18%	25.82%
704.00.41700	ENGINEERING & INSPECTIONS	100,000.00	22,000.00	28,450.00	71,550.00	71.55%	28.45%
Fund: 704	ESCROW INSPECTIONS & ENGIN.	100,000.00	22,000.00	28,450.00	71,550.00	71.55%	28.45%
706.00.41541	SALE OF LOTS	5,000.00	1,765.00	2,465.00	2,535.00	50.70%	49.30%
706.00.41820	INTEREST EARNINGS	500.00	449.10	1,320.13	(820.13)	(164.03%)	264.03%
Fund: 706	CEMETERY PERPETUAL CARE FUND	5,500.00	2,214.10	3,785.13	1,714.87	31.18%	68.82%
707.00.41500	CHARGES FOR SERVICES	5,000.00	0.00	0.00	5,000.00	100.00%	0.00%
707.00.41820	INTEREST EARNINGS	0.00	0.00	0.00	0.00	0.00%	0.00%

MTD/YTD Revenue Report by Fund for Year 2024 Month 03 - CITY OF GROVEPORT

Account	Description	Est Rev	MTD Rec	YTD Rec	Unc Bal	%Remain	%Collected
707.00.41840	MISCELLANEOUS	0.00	0.00	0.00	0.00	0.00%	0.00%
Fund: 707	TREE FUND	5,000.00	0.00	0.00	5,000.00	100.00%	0.00%
708.00.41500	EMPLOYEE CONTRIBUTIONS	50,000.00	4,154.90	12,212.94	37,787.06	75.57%	24.43%
Fund: 708	FLEXIBLE SPENDING FUND	50,000.00	4,154.90	12,212.94	37,787.06	75.57%	24.43%
709.00.41500	EMPLOYEE CONTRIBUTIONS - CHRISTMAS CLUB	70,000.00	7,130.00	10,695.00	59,305.00	84.72%	15.28%
709.00.41510	EMPLOYEE CONTRIBUTIONS-LIFE INSURANCE	12,000.00	1,151.22	3,090.70	8,909.30	74.24%	25.76%
Fund: 709	EMPLOYEE WITHHOLDING FUND	82,000.00	8,281.22	13,785.70	68,214.30	83.19%	16.81%
198 Accts		37,788,460.00	2,318,003.26	9,398,704.19	28,389,755.81	75.13%	24.87%

MTD/YTD Current Expense Report by Fund by Dept for Year 2024 Month 03 - CITY OF GROVEPORT

Account	Description	Rev App	MTD Exp	YTD Exp	Unexp	Enc	Unenc	% Used	% Rem
101.01.52110	WAGES & SALARIES	3,034,385.00	209,315.46	668,076.32	2,366,308.68	0.00	2,366,308.68	22.02%	77.98%
101.01.52111	DENTAL,VISION,LIFE	45,869.00	3,720.97	10,705.66	35,163.34	0.00	35,163.34	23.34%	76.66%
101.01.52112	O.P.E.R.S	10,937.00	780.82	2,659.29	8,277.71	0.00	8,277.71	24.31%	75.69%
101.01.52113	WORKERS COMP.	84,963.00	0.00	3,956.35	81,006.65	0.00	81,006.65	4.66%	95.34%
101.01.52114	MEDICARE	43,999.00	3,035.10	9,687.10	34,311.90	0.00	34,311.90	22.02%	77.98%
101.01.52115	OHIO POLICE & FIRE	668,387.00	43,657.94	167,486.51	500,900.49	0.00	500,900.49	25.06%	74.94%
101.01.52116	HRA REIMBURSEMENT	267,550.00	4,377.33	22,582.28	244,967.72	0.00	244,967.72	8.44%	91.56%
101.01.52117	HEALTH CARE	1,404,978.00	100,574.33	300,384.68	1,104,593.32	11,686.59	1,092,906.73	22.21%	77.79%
101.01.52200	TRAVEL & TRANSPORT	8,500.00	352.19	1,435.73	7,064.27	5,866.46	1,197.81	85.91%	14.09%
101.01.52201	EDUCATIONAL EXPENSE	50,500.00	4,450.00	11,391.00	39,109.00	13,835.00	25,274.00	49.95%	50.05%
101.01.52202	FUEL	62,500.00	3,377.08	7,085.52	55,414.48	55,414.48	0.00	100.00%	0.00%
101.01.52300	CONTRACTUAL SERVICE	182,001.00	13,274.39	37,045.08	144,955.92	38,522.71	106,433.21	41.52%	58.48%
101.01.52303	CASUALTY INSURANCE	25,000.00	0.00	0.00	25,000.00	0.00	25,000.00	0.00%	100.00%
101.01.52304	I.T. SUPPORT	60,133.00	4,225.37	6,949.70	53,183.30	24,675.85	28,507.45	52.59%	47.41%
101.01.52310	UTILITIES & COMM.	80,000.00	4,945.33	9,863.17	70,136.83	54,094.83	16,042.00	79.95%	20.05%
101.01.52370	ADVERTISING	9,000.00	0.00	0.00	9,000.00	0.00	9,000.00	0.00%	100.00%
101.01.52420	OPERATING SUPPLIES	181,240.00	5,662.17	16,556.72	164,683.28	23,792.09	140,891.19	22.26%	77.74%
101.01.52430	VEHICLE MAINT. & REPAIRS	95,000.00	106.83	797.84	94,202.16	11,982.16	82,220.00	13.45%	86.55%
101.01.52432	FACILITY MAINT. & REPAIRS	52,676.00	1,234.00	1,336.07	51,339.93	7,181.51	44,158.42	16.17%	83.83%
101.01.52440	CAPITAL - AXON TASER 7	13,492.00	0.00	12,967.20	524.80	0.00	524.80	96.11%	3.89%
101.01.52444	CAPITAL-COMMUNICATION RADIOS	70,005.00	0.00	0.00	70,005.00	40,603.57	29,401.43	58.00%	42.00%
101.01.52445	CAPITAL-(3) POLICE VEHICLES & EQUIP.	0.00	21,162.00	21,162.00	(21,162.00)	0.00	(21,162.00)	0.00%	0.00%
101.01.52448	CAPITAL - BUILDING DOOR	10,291.00	0.00	0.00	10,291.00	10,291.00	0.00	100.00%	0.00%
101.01.52451	CAPITAL-(2)DODGE DURANGOS	148,838.00	0.00	0.00	148,838.00	124,087.70	24,750.30	83.37%	16.63%
101.01.52452	CAPITAL-EMERGENCY EQUIPMENT	75,314.00	0.00	0.00	75,314.00	47,101.70	28,212.30	62.54%	37.46%
101.01.52453	CAPITAL-CAR VIDEO SYSTEM	45,060.00	0.00	0.00	45,060.00	14,064.00	30,996.00	31.21%	68.79%
101.01.52454	CAPITAL-CAR RADIO SYSTEM	7,145.00	0.00	0.00	7,145.00	5,641.50	1,503.50	78.96%	21.04%
101.01.52455	CAPITAL-PORTABLE RADIOS	16,262.00	0.00	0.00	16,262.00	16,024.92	237.08	98.54%	1.46%
101.01.52456	CAPITAL-LIFEPAK AED UNITS	7,536.00	3,990.00	3,990.00	3,546.00	0.00	3,546.00	52.95%	47.05%
101.01.52457	CAPITAL SERVER ROOM FIRE SUPPR.	45,000.00	0.00	0.00	45,000.00	0.00	45,000.00	0.00%	100.00%
101.01.52458	CAPITAL-ALL-TERRAIN QUAD	12,780.00	0.00	10,788.75	1,991.25	0.00	1,991.25	84.42%	15.58%
101.01.52459	CAPITAL-COPIER	13,000.00	0.00	0.00	13,000.00	0.00	13,000.00	0.00%	100.00%
101.01.52617	LEASE PRIN. - TASERS	5,347.00	0.00	0.00	5,347.00	0.00	5,347.00	0.00%	100.00%
101.01.52620	LEASE-PRIN. (3) TASERS	2,347.00	0.00	0.00	2,347.00	0.00	2,347.00	0.00%	100.00%
101.01.52625	LEASE-PRIN. TASER 7	2,699.00	0.00	0.00	2,699.00	0.00	2,699.00	0.00%	100.00%

MTD/YTD Current Expense Report by Fund by Dept for Year 2024 Month 03 - CITY OF GROVEPORT

Account	Description	Rev App	MTD Exp	YTD Exp	Unexp	Enc	Unenc	% Used	% Rem
101.01.52629	LEASE INT.#050	0.00	0.00	0.00	0.00	0.00	0.00	0.00%	0.00%
Dept: 01	POLICE	6,842,734.00	428,241.31	1,326,906.97	5,515,827.03	504,866.07	5,010,960.96	26.77%	73.23%
101.03.52110	WAGES & SALARIES	256,956.00	19,704.82	58,529.27	198,426.73	0.00	198,426.73	22.78%	77.22%
101.03.52111	DENTAL,VISION,LIFE	6,712.00	569.90	1,709.70	5,002.30	0.00	5,002.30	25.47%	74.53%
101.03.52112	O.P.E.R.S	43,683.00	3,316.83	11,327.79	32,355.21	0.00	32,355.21	25.93%	74.07%
101.03.52113	WORKERS COMP.	7,195.00	0.00	335.03	6,859.97	0.00	6,859.97	4.66%	95.34%
101.03.52114	MEDICARE	3,726.00	285.71	848.66	2,877.34	0.00	2,877.34	22.78%	77.22%
101.03.52116	HRA REIMBURSEMENT	28,650.00	3,135.79	8,027.23	20,622.77	0.00	20,622.77	28.02%	71.98%
101.03.52117	HEALTH CARE	156,404.00	14,345.20	45,540.36	110,863.64	0.00	110,863.64	29.12%	70.88%
101.03.52200	TRAVEL & TRANSPORT	400.00	0.00	0.00	400.00	250.00	150.00	62.50%	37.50%
101.03.52201	EDUCATIONAL EXPENSES	3,000.00	0.00	0.00	3,000.00	0.00	3,000.00	0.00%	100.00%
101.03.52300	CONTRACTUAL SERVICES	4,000.00	244.70	540.56	3,459.44	809.44	2,650.00	33.75%	66.25%
101.03.52303	CASUALTY INSURANCE	5,000.00	0.00	0.00	5,000.00	0.00	5,000.00	0.00%	100.00%
101.03.52304	I.T. SUPPORT	14,100.00	2,712.29	3,630.88	10,469.12	8,770.95	1,698.17	87.96%	12.04%
101.03.52305	PROGRAMS	8,500.00	681.23	1,706.29	6,793.71	1,776.91	5,016.80	40.98%	59.02%
101.03.52306	RENTAL SEC. DEPOSITS REFUNDS	9,600.00	200.00	1,000.00	8,600.00	1,700.00	6,900.00	28.13%	71.88%
101.03.52310	UTILITIES & COMM.	52,344.00	3,188.05	7,105.32	45,238.68	38,928.68	6,310.00	87.95%	12.05%
101.03.52370	ADVERTISING	4,500.00	283.00	283.00	4,217.00	2,717.00	1,500.00	66.67%	33.33%
101.03.52420	OPERATING SUPPLIES	26,210.00	813.66	9,502.83	16,707.17	12,728.35	3,978.82	84.82%	15.18%
101.03.52432	FACILITY MAINT. & REPAIRS	50,600.00	443.06	2,147.07	48,452.93	16,636.93	31,816.00	37.12%	62.88%
101.03.52440	CAPITAL-TOWN HALL ROOF REPAIR	0.00	0.00	0.00	0.00	0.00	0.00	0.00%	0.00%
101.03.52441	FOURTH OF JULY	63,200.00	0.00	1,200.00	62,000.00	14,561.00	47,439.00	24.94%	75.06%
101.03.52442	APPLE BUTTER DAY	24,750.00	0.00	0.00	24,750.00	6,378.20	18,371.80	25.77%	74.23%
101.03.52443	HERITAGE HOLIDAY	23,400.00	0.00	0.00	23,400.00	3,158.20	20,241.80	13.50%	86.50%
101.03.52444	CAPITAL - TOWN HALL WINDOW REPLACEMENT	39,000.00	0.00	0.00	39,000.00	39,000.00	0.00	100.00%	0.00%
101.03.52447	CAPITAL-LOG CABIN RESTORATION	48,000.00	0.00	8,300.00	39,700.00	38,395.00	1,305.00	97.28%	2.72%
101.03.52453	TREES & DECORATIONS	19,100.00	1,759.73	1,759.73	17,340.27	1,955.75	15,384.52	19.45%	80.55%
101.03.52454	HAUNTED PARK	5,000.00	0.00	0.00	5,000.00	0.00	5,000.00	0.00%	100.00%
101.03.52455	SPECIAL EVENTS	40,000.00	9,747.16	12,830.45	27,169.55	5,714.81	21,454.74	46.36%	53.64%
101.03.52456	FARMERS MARKET & THIRD THURSDAY	22,500.00	0.00	0.00	22,500.00	13,279.00	9,221.00	59.02%	40.98%
101.03.52457	TREE CITY U.S.A.	0.00	0.00	0.00	0.00	0.00	0.00	0.00%	0.00%
Dept: 03	COMMUNITY AFFAIRS	966,530.00	61,431.13	176,324.17	790,205.83	206,760.22	583,445.61	39.64%	60.36%
101.05.52110	WAGES & SALARIES	143,889.00	7,759.69	23,311.83	120,577.17	0.00	120,577.17	16.20%	83.80%

MTD/YTD Current Expense Report by Fund by Dept for Year 2024 Month 03 - CITY OF GROVEPORT

Account	Description	Rev App	MTD Exp	YTD Exp	Unexp	Enc	Unenc	% Used	% Rem
101.05.52111	DENTAL,VISION,LIFE	548.00	32.79	98.37	449.63	0.00	449.63	17.95%	82.05%
101.05.52112	O.P.E.R.S	26,701.00	1,404.21	4,853.22	21,847.78	0.00	21,847.78	18.18%	81.82%
101.05.52113	WORKERS COMP.	4,398.00	0.00	(0.01)	4,398.01	0.00	4,398.01	(0.00%)	100.00%
101.05.52114	MEDICARE	2,277.00	112.51	338.01	1,938.99	0.00	1,938.99	14.84%	85.16%
101.05.52116	HRA REIMBURSEMENT	2,425.00	(2,338.90)	2,436.10	(11.10)	0.00	(11.10)	100.46%	(0.46%)
101.05.52117	HEALTH CARE	8,265.00	685.51	2,056.53	6,208.47	0.00	6,208.47	24.88%	75.12%
101.05.52201	EDUCATIONAL EXPENSE	270.00	0.00	270.00	0.00	0.00	0.00	100.00%	0.00%
101.05.52202	FUEL	12,000.00	711.37	1,414.34	10,585.66	10,585.66	0.00	100.00%	0.00%
101.05.52300	CONTRACTUAL SERVICE	1,300.00	79.29	105.25	1,194.75	444.75	750.00	42.31%	57.69%
101.05.52303	CASUALTY INSURANCE	10,000.00	0.00	0.00	10,000.00	0.00	10,000.00	0.00%	100.00%
101.05.52310	UTILITIES & COMM.	1,660.00	97.18	194.36	1,465.64	1,005.64	460.00	72.29%	27.71%
101.05.52370	ADVERTISING	2,000.00	0.00	0.00	2,000.00	0.00	2,000.00	0.00%	100.00%
101.05.52420	OPERATING SUPPLIES	1,600.00	566.43	616.78	983.22	449.65	533.57	66.65%	33.35%
101.05.52430	VEHICLE MAINT. & REPAIRS	15,000.00	1,014.48	1,034.10	13,965.90	7,665.90	6,300.00	58.00%	42.00%
Dept: 05	SENIOR TRANSPORTATION	232,333.00	10,124.56	36,728.88	195,604.12	20,151.60	175,452.52	24.48%	75.52%
101.06.52340	COUNTY HEALTH	59,000.00	0.00	0.00	59,000.00	0.00	59,000.00	0.00%	100.00%
Dept: 06	COUNTY HEALTH DISTRICT	59,000.00	0.00	0.00	59,000.00	0.00	59,000.00	0.00%	100.00%
101.07.52341	BOARD OF REVIEW	1,200.00	0.00	0.00	1,200.00	0.00	1,200.00	0.00%	100.00%
101.07.52342	DRETAC	2,000.00	0.00	0.00	2,000.00	0.00	2,000.00	0.00%	100.00%
101.07.52343	TAX COLLECTION	50.00	0.00	0.00	50.00	0.00	50.00	0.00%	100.00%
101.07.52344	AUDITOR & TREASURER	7,000.00	0.00	0.00	7,000.00	0.00	7,000.00	0.00%	100.00%
101.07.52371	DELINQUENT TAX-ADV.	326.00	0.00	0.00	326.00	0.00	326.00	0.00%	100.00%
101.07.52730	TAX REFUNDS	5,624.00	0.00	0.00	5,624.00	0.00	5,624.00	0.00%	100.00%
Dept: 07	REAL ESTATE TAX COLLECTION	16,200.00	0.00	0.00	16,200.00	0.00	16,200.00	0.00%	100.00%
101.08.52345	MUNICIPAL AUDIT	23,600.00	0.00	0.00	23,600.00	0.00	23,600.00	0.00%	100.00%
Dept: 08	AUDITS & ELECTIONS	23,600.00	0.00	0.00	23,600.00	0.00	23,600.00	0.00%	100.00%
101.09.52110	WAGES & SALARIES	88,448.00	6,780.35	20,264.25	68,183.75	0.00	68,183.75	22.91%	77.09%
101.09.52111	DENTAL,VISION,LIFE	2,110.00	245.42	722.15	1,387.85	0.00	1,387.85	34.23%	65.77%
101.09.52112	O.P.E.R.S	15,036.00	1,169.39	3,957.43	11,078.57	0.00	11,078.57	26.32%	73.68%
101.09.52113	WORKERS COMP.	2,477.00	0.00	115.32	2,361.68	0.00	2,361.68	4.66%	95.34%
101.09.52114	MEDICARE	1,282.00	98.31	293.82	988.18	0.00	988.18	22.92%	77.08%
101.09.52116	HRA REIMBURSEMENT	19,100.00	54.02	4,123.97	14,976.03	0.00	14,976.03	21.59%	78.41%
101.09.52117	HEALTH CARE	66,064.00	5,599.83	15,524.39	50,539.61	11,549.80	38,989.81	40.98%	59.02%

MTD/YTD Current Expense Report by Fund by Dept for Year 2024 Month 03 - CITY OF GROVEPORT

Account	Description	Rev App	MTD Exp	YTD Exp	Unexp	Enc	Unenc	% Used	% Rem
101.09.52200	TRAVEL & TRANSPORT	800.00	0.00	31.49	768.51	168.51	600.00	25.00%	75.00%
101.09.52201	EDUCATIONAL EXPENSES	600.00	200.00	365.00	235.00	0.00	235.00	60.83%	39.17%
101.09.52300	CONTRACTUAL SERVICES	22,900.00	1,000.00	13,634.69	9,265.31	9,060.00	205.31	99.10%	0.90%
101.09.52420	OPERATING SUPPLIES	5,400.00	692.91	1,384.46	4,015.54	3,041.46	974.08	81.96%	18.04%
Dept: 09	MAYOR	224,217.00	15,840.23	60,416.97	163,800.03	23,819.77	139,980.26	37.57%	62.43%
101.10.52110	WAGES & SALARIES	103,439.00	7,681.60	23,198.42	80,240.58	0.00	80,240.58	22.43%	77.57%
101.10.52111	DENTAL,VISION,LIFE	7,778.00	556.90	1,670.70	6,107.30	0.00	6,107.30	21.48%	78.52%
101.10.52112	O.P.E.R.S	17,585.00	1,322.66	4,782.70	12,802.30	0.00	12,802.30	27.20%	72.80%
101.10.52113	WORKERS COMP.	2,896.00	0.00	134.87	2,761.13	0.00	2,761.13	4.66%	95.34%
101.10.52114	MEDICARE	1,500.00	111.38	336.37	1,163.63	0.00	1,163.63	22.42%	77.58%
101.10.52116	HRA REIMBURSEMENT	9,550.00	345.36	465.22	9,084.78	0.00	9,084.78	4.87%	95.13%
101.10.52117	HEALTH CARE	52,135.00	4,324.73	12,974.19	39,160.81	0.00	39,160.81	24.89%	75.11%
101.10.52200	TRAVEL & TRANSPORT	800.00	0.00	0.00	800.00	0.00	800.00	0.00%	100.00%
101.10.52201	EDUCATIONAL EXPENSE	900.00	60.00	60.00	840.00	115.00	725.00	19.44%	80.56%
101.10.52300	CONTRACTUAL SERVICES	22,075.00	0.00	465.00	21,610.00	60.00	21,550.00	2.38%	97.62%
101.10.52310	UTILITIES & COMMUN.	1,200.00	96.35	192.70	1,007.30	1,007.30	0.00	100.00%	0.00%
101.10.52370	ADVERTISING	700.00	0.00	0.00	700.00	500.00	200.00	71.43%	28.57%
101.10.52401	COMM. SERVICE GRANTS	48,000.00	0.00	25,000.00	23,000.00	0.00	23,000.00	52.08%	47.92%
101.10.52420	OPERATING SUPPLIES	7,800.00	562.75	994.02	6,805.98	1,094.34	5,711.64	26.77%	73.23%
Dept: 10	LEGISLATIVE	276,358.00	15,061.73	70,274.19	206,083.81	2,776.64	203,307.17	26.43%	73.57%
101.11.52110	WAGES & SALARIES	179,947.00	13,289.00	39,852.65	140,094.35	0.00	140,094.35	22.15%	77.85%
101.11.52111	DENTAL,VISION,LIFE	1,175.00	101.20	760.85	414.15	0.00	414.15	64.75%	35.25%
101.11.52112	O.P.E.R.S	30,591.00	2,259.14	7,688.34	22,902.66	0.00	22,902.66	25.13%	74.87%
101.11.52113	WORKERS COMP.	5,038.00	0.00	234.62	4,803.38	0.00	4,803.38	4.66%	95.34%
101.11.52114	MEDICARE	2,609.00	192.70	577.89	2,031.11	0.00	2,031.11	22.15%	77.85%
101.11.52116	HRA REIMBURSEMENT	9,550.00	10.96	1,180.04	8,369.96	0.00	8,369.96	12.36%	87.64%
101.11.52117	HEALTH CARE	52,135.00	4,324.73	12,974.19	39,160.81	0.00	39,160.81	24.89%	75.11%
101.11.52200	TRAVEL & TRANSPORT	5,000.00	0.00	0.00	5,000.00	0.00	5,000.00	0.00%	100.00%
101.11.52201	EDUCATIONAL EXPENSE	9,850.00	0.00	5,196.28	4,653.72	1,180.00	3,473.72	64.73%	35.27%
101.11.52300	CONTRACTUAL SERVICE	54,107.00	546.85	22,409.76	31,697.24	3,985.00	27,712.24	48.78%	51.22%
101.11.52304	I.T. SUPPORT	20,000.00	1,634.89	3,289.37	16,710.63	14,860.42	1,850.21	90.75%	9.25%
101.11.52310	UTILITIES & COMM.	52,268.00	3,660.05	7,832.12	44,435.88	43,925.74	510.14	99.02%	0.98%
101.11.52420	OPERATING SUPPLIES	33,910.00	143.31	1,219.34	32,690.66	11,950.29	20,740.37	38.84%	61.16%
101.11.52432	FACILITY MAINT. & REPAIRS	63,435.00	5,694.25	6,662.70	56,772.30	14,924.17	41,848.13	34.03%	65.97%
101.11.52440	CAPITAL-FIRE & SECURITY	12,000.00	0.00	5,920.00	6,080.00	5,920.00	160.00	98.67%	1.33%

MTD/YTD Current Expense Report by Fund by Dept for Year 2024 Month 03 - CITY OF GROVEPORT

Account	Description	Rev App	MTD Exp	YTD Exp	Unexp	Enc	Unenc	% Used	% Rem
101.11.52442	CAPITAL - CAMERA SYSTEM	0.00	0.00	0.00	0.00	0.00	0.00	0.00%	0.00%
101.11.52443	TECHNOLOGY CABLING	36,670.00	18,628.37	19,275.79	17,394.21	18,335.00	(940.79)	102.57%	(2.57%)
Dept: 11	ADMINISTRATION	568,285.00	50,485.45	135,073.94	433,211.06	115,080.62	318,130.44	44.02%	55.98%
101.12.52110	WAGES & SALARIES	233,567.00	17,932.19	53,921.88	179,645.12	0.00	179,645.12	23.09%	76.91%
101.12.52111	DENTAL,VISION,LIFE	4,710.00	407.86	1,223.58	3,486.42	0.00	3,486.42	25.98%	74.02%
101.12.52112	O.P.E.R.S	39,706.00	3,214.83	11,055.18	28,650.82	0.00	28,650.82	27.84%	72.16%
101.12.52113	WORKERS COMP.	6,540.00	0.00	304.53	6,235.47	0.00	6,235.47	4.66%	95.34%
101.12.52114	MEDICARE	3,386.00	259.99	781.81	2,604.19	0.00	2,604.19	23.09%	76.91%
101.12.52116	HRA REIMBURSEMENT	23,875.00	779.63	7,475.47	16,399.53	0.00	16,399.53	31.31%	68.69%
101.12.52117	HEALTH CARE	130,337.00	10,811.83	32,435.49	97,901.51	0.00	97,901.51	24.89%	75.11%
101.12.52200	TRAVEL & TRANSPORT	2,400.00	0.00	0.00	2,400.00	0.00	2,400.00	0.00%	100.00%
101.12.52201	EDUCATIONAL EXPENSE	1,700.00	0.00	170.00	1,530.00	199.00	1,331.00	21.71%	78.29%
101.12.52300	CONTRACTUAL SERVICE	55,200.00	4,100.67	26,160.19	29,039.81	3,415.89	25,623.92	53.58%	46.42%
101.12.52301	INCOME TAX - FEES	450,000.00	34,128.82	161,303.95	288,696.05	0.00	288,696.05	35.85%	64.15%
101.12.52302	INCOME TAX-REFUNDS	450,000.00	8,049.84	91,339.05	358,660.95	0.00	358,660.95	20.30%	79.70%
101.12.52303	CASUALTY INSURANCE	16,250.00	0.00	0.00	16,250.00	0.00	16,250.00	0.00%	100.00%
101.12.52310	UTILITIES & COMM.	696.00	58.00	174.00	522.00	522.00	0.00	100.00%	0.00%
101.12.52420	OPERATING SUPPLIES	19,000.00	1,020.48	2,466.48	16,533.52	1,535.98	14,997.54	21.07%	78.93%
101.12.52431	REAL ESTATE TAX -TOWN CENTER	6,000.00	0.00	4,820.34	1,179.66	0.00	1,179.66	80.34%	19.66%
101.12.52432	REAL ESTATE TAX - EXEMPTION	8,000.00	0.00	0.00	8,000.00	0.00	8,000.00	0.00%	100.00%
Dept: 12	FINANCE	1,451,367.00	80,764.14	393,631.95	1,057,735.05	5,672.87	1,052,062.18	27.51%	72.49%
101.13.52110	WAGES & SALARIES	108,493.00	6,923.20	23,879.28	84,613.72	0.00	84,613.72	22.01%	77.99%
101.13.52111	DENTAL,VISION,LIFE	1,934.00	61.06	240.70	1,693.30	0.00	1,693.30	12.45%	87.55%
101.13.52112	O.P.E.R.S	18,444.00	1,176.94	5,746.45	12,697.55	0.00	12,697.55	31.16%	68.84%
101.13.52113	WORKERS COMP.	3,038.00	0.00	141.46	2,896.54	0.00	2,896.54	4.66%	95.34%
101.13.52114	MEDICARE	1,573.00	100.38	346.23	1,226.77	0.00	1,226.77	22.01%	77.99%
101.13.52116	HRA REIMBURSEMENT	9,550.00	0.00	147.30	9,402.70	0.00	9,402.70	1.54%	98.46%
101.13.52117	HEALTH CARE	52,135.00	1,371.01	5,240.17	46,894.83	0.00	46,894.83	10.05%	89.95%
101.13.52200	TRAVEL & TRANSPORT	500.00	0.00	0.00	500.00	0.00	500.00	0.00%	100.00%
101.13.52201	EDUCATIONAL EXPENSES	2,054.00	0.00	0.00	2,054.00	0.00	2,054.00	0.00%	100.00%
101.13.52300	CONTRACTUAL SERVICES	250,200.00	0.00	0.00	250,200.00	60.00	250,140.00	0.02%	99.98%
101.13.52307	COMMUNITY IMPROVEMENT	10,000.00	0.00	0.00	10,000.00	0.00	10,000.00	0.00%	100.00%
101.13.52310	UTILITIES & COMM.	696.00	58.00	174.00	522.00	522.00	0.00	100.00%	0.00%
101.13.52312	SCHOOL SHARING	1,500,000.00	0.00	0.00	1,500,000.00	1,168,788.24	331,211.76	77.92%	22.08%
101.13.52320	TAX INCENTIVE	697,000.00	0.00	0.00	697,000.00	696,910.19	89.81	99.99%	0.01%

MTD/YTD Current Expense Report by Fund by Dept for Year 2024 Month 03 - CITY OF GROVEPORT

Account	Description	Rev App	MTD Exp	YTD Exp	Unexp	Enc	Unenc	% Used	% Rem
101.13.52370	ADVERTISING	15,000.00	0.00	0.00	15,000.00	0.00	15,000.00	0.00%	100.00%
101.13.52420	OPERATING SUPPLIES	8,500.00	1,592.84	1,824.10	6,675.90	0.00	6,675.90	21.46%	78.54%
101.13.52610	PRINCIPAL - DOWNTOWN BUILDINGS	179,000.00	0.00	0.00	179,000.00	179,000.00	0.00	100.00%	0.00%
101.13.52620	INTEREST - DOWNTOWN BUILDINGS	101,441.00	0.00	0.00	101,441.00	101,441.00	0.00	100.00%	0.00%
Dept: 13	ECONOMIC DEVELOPMENT	2,959,558.00	11,283.43	37,739.69	2,921,818.31	2,146,721.43	775,096.88	73.81%	26.19%
101.16.52110	WAGES & SALARIES	176,916.00	13,576.33	39,757.74	137,158.26	0.00	137,158.26	22.47%	77.53%
101.16.52111	DENTAL,VISION,LIFE	1,935.00	167.34	502.02	1,432.98	0.00	1,432.98	25.94%	74.06%
101.16.52112	O.P.E.R.S	30,075.00	2,300.12	7,348.90	22,726.10	0.00	22,726.10	24.44%	75.56%
101.16.52113	WORKERS COMP.	4,954.00	0.00	193.04	4,760.96	0.00	4,760.96	3.90%	96.10%
101.16.52114	MEDICARE	2,564.00	196.87	576.52	1,987.48	0.00	1,987.48	22.49%	77.51%
101.16.52116	HRA REIMBURSEMENT	9,550.00	601.86	1,876.87	7,673.13	0.00	7,673.13	19.65%	80.35%
101.16.52117	HEALTH CARE	52,135.00	4,324.73	12,974.19	39,160.81	0.00	39,160.81	24.89%	75.11%
101.16.52200	TRAVEL & TRANSPORT	3,500.00	0.00	525.00	2,975.00	1,575.00	1,400.00	60.00%	40.00%
101.16.52201	EDUCATIONAL EXPENSES	2,150.00	0.00	0.00	2,150.00	0.00	2,150.00	0.00%	100.00%
101.16.52300	CONTRACTUAL SERVICES	39,625.00	6,621.88	12,183.32	27,441.68	29,876.68	(2,435.00)	106.15%	(6.15%)
101.16.52310	UTILITIES & COMM.	876.00	90.77	239.54	636.46	906.46	(270.00)	130.82%	(30.82%)
101.16.52420	OPERATING SUPPLIES	6,900.00	273.48	674.70	6,225.30	634.78	5,590.52	18.98%	81.02%
Dept: 16	LAW DEPARTMENT	331,180.00	28,153.38	76,851.84	254,328.16	32,992.92	221,335.24	33.17%	66.83%
101.18.52110	WAGES & SALARIES	543,456.00	35,386.58	99,974.48	443,481.52	0.00	443,481.52	18.40%	81.60%
101.18.52111	DENTAL,VISION,LIFE	12,809.00	855.01	2,534.11	10,274.89	0.00	10,274.89	19.78%	80.22%
101.18.52112	O.P.E.R.S	92,388.00	5,964.53	19,688.56	72,699.44	0.00	72,699.44	21.31%	78.69%
101.18.52113	WORKERS COMP.	15,217.00	0.00	708.58	14,508.42	0.00	14,508.42	4.66%	95.34%
101.18.52114	MEDICARE	7,880.00	513.11	1,449.63	6,430.37	0.00	6,430.37	18.40%	81.60%
101.18.52116	HRA REIMBURSEMENT	71,700.00	1,466.69	3,037.93	68,662.07	0.00	68,662.07	4.24%	95.76%
101.18.52117	HEALTH CARE	381,474.00	24,365.67	73,097.01	308,376.99	0.00	308,376.99	19.16%	80.84%
101.18.52200	TRAVEL & TRANSPORT	200.00	0.00	40.00	160.00	20.00	140.00	30.00%	70.00%
101.18.52201	EDUCATIONAL EXPENSE	4,435.00	213.83	248.83	4,186.17	512.50	3,673.67	17.17%	82.83%
101.18.52202	FUEL	16,000.00	586.37	1,169.82	14,830.18	14,830.18	0.00	100.00%	0.00%
101.18.52300	CONTRACTUAL SERVICES	5,500.00	952.66	5,525.80	(25.80)	15,324.20	(15,350.00)	379.09%	(279.09%)
101.18.52303	CASUALTY INSURANCE	16,000.00	0.00	0.00	16,000.00	0.00	16,000.00	0.00%	100.00%
101.18.52304	I.T. SUPPORT	1,600.00	0.00	0.00	1,600.00	0.00	1,600.00	0.00%	100.00%
101.18.52310	UTILITIES & COMM.	8,114.00	569.38	1,323.66	6,790.34	5,110.34	1,680.00	79.30%	20.70%
101.18.52420	OPERATING SUPPLIES	204,889.00	28,604.54	31,739.68	173,149.32	72,617.20	100,532.12	50.93%	49.07%
101.18.52430	VEHICLE MAINT. & REPAIRS	22,800.00	2,843.80	3,091.83	19,708.17	11,256.38	8,451.79	62.93%	37.07%

MTD/YTD Current Expense Report by Fund by Dept for Year 2024 Month 03 - CITY OF GROVEPORT

Account	Description	Rev App	MTD Exp	YTD Exp	Unexp	Enc	Unenc	% Used	% Rem
101.18.52440	CAPITAL-FERTILIZER SPREADER	12,000.00	0.00	0.00	12,000.00	9,358.25	2,641.75	77.99%	22.01%
101.18.52619	LEASE PRINCIPAL #051	9,822.00	0.00	0.00	9,822.00	0.00	9,822.00	0.00%	100.00%
101.18.52620	LEASE PRINCIPAL #052	2,880.00	0.00	0.00	2,880.00	0.00	2,880.00	0.00%	100.00%
101.18.52621	LEASE PRIN. #054	6,085.00	0.00	0.00	6,085.00	0.00	6,085.00	0.00%	100.00%
101.18.52629	LEASE INTEREST #051	246.00	0.00	0.00	246.00	0.00	246.00	0.00%	100.00%
101.18.52630	LEASE INTEREST #052	72.00	0.00	0.00	72.00	0.00	72.00	0.00%	100.00%
101.18.52631	LEASE INTEREST - #054	295.00	0.00	0.00	295.00	0.00	295.00	0.00%	100.00%
Dept: 18	PARKS	1,435,862.00	102,322.17	243,629.92	1,192,232.08	129,029.05	1,063,203.03	25.95%	74.05%
101.22.52110	WAGES & SALARIES	159,536.00	12,683.23	38,049.65	121,486.35	0.00	121,486.35	23.85%	76.15%
101.22.52111	DENTAL,VISION,LIFE	2,007.00	184.16	552.48	1,454.52	0.00	1,454.52	27.53%	72.47%
101.22.52112	O.P.E.R.S	27,121.00	2,156.16	7,319.96	19,801.04	0.00	19,801.04	26.99%	73.01%
101.22.52113	WORKERS COMP.	4,467.00	0.00	208.01	4,258.99	0.00	4,258.99	4.66%	95.34%
101.22.52114	MEDICARE	2,313.00	183.90	551.70	1,761.30	0.00	1,761.30	23.85%	76.15%
101.22.52116	HRA REIMBURSEMENT	19,100.00	2,327.68	6,539.33	12,560.67	0.00	12,560.67	34.24%	65.76%
101.22.52117	HEALTH CARE	104,269.00	8,649.46	25,948.38	78,320.62	0.00	78,320.62	24.89%	75.11%
101.22.52200	TRAVEL & TRANSPORT	800.00	0.00	0.00	800.00	400.00	400.00	50.00%	50.00%
101.22.52201	EDUCATIONAL EXPENSE	3,600.00	0.00	1,013.00	2,587.00	0.00	2,587.00	28.14%	71.86%
101.22.52300	CONTRACTUAL SERVICE	51,200.00	4,592.39	9,831.49	41,368.51	29,119.88	12,248.63	76.08%	23.92%
101.22.52305	PROGRAMS	18,800.00	193.92	193.92	18,606.08	2,406.08	16,200.00	13.83%	86.17%
101.22.52310	UTILITIES & COMM.	1,392.00	116.00	348.00	1,044.00	1,044.00	0.00	100.00%	0.00%
101.22.52370	ADVERTISING	8,000.00	0.00	1,052.88	6,947.12	4,947.12	2,000.00	75.00%	25.00%
101.22.52420	OPERATING SUPPLIES	8,000.00	273.48	273.48	7,726.52	0.00	7,726.52	3.42%	96.58%
Dept: 22	HR- ADMINISTRATION	410,605.00	31,360.38	91,882.28	318,722.72	37,917.08	280,805.64	31.61%	68.39%
101.28.52450	GENERAL - TRANSFER-STREET FUND	950,000.00	0.00	0.00	950,000.00	0.00	950,000.00	0.00%	100.00%
101.28.52451	GENERAL-TRANSFER-RECREATION	2,200,000.00	0.00	0.00	2,200,000.00	0.00	2,200,000.00	0.00%	100.00%
101.28.52452	GENERAL-TRANSFER-SENIOR CENTER	218,500.00	0.00	75,000.00	143,500.00	0.00	143,500.00	34.32%	65.68%
101.28.52453	GENERAL-TRANSFER-GREAT TRANSPORTATION	275,000.00	0.00	150,000.00	125,000.00	0.00	125,000.00	54.55%	45.45%
101.28.52454	GENERAL-TRANSFER-GOLF	1,400,000.00	0.00	0.00	1,400,000.00	0.00	1,400,000.00	0.00%	100.00%
101.28.52455	GENERAL-TRANSFER-PARKS	75,000.00	0.00	75,000.00	0.00	0.00	0.00	100.00%	0.00%
101.28.52456	GENERAL-TRANSFER-TERMINATION FUND	100,000.00	0.00	100,000.00	0.00	0.00	0.00	100.00%	0.00%
101.28.52480	INTERFUND PRINCIPAL DEBT SERVICES	82,700.00	0.00	0.00	82,700.00	82,700.00	0.00	100.00%	0.00%
101.28.52481	INTERFUND INTEREST - DEBT SERVICES	73,605.00	0.00	0.00	73,605.00	73,605.00	0.00	100.00%	0.00%

MTD/YTD Current Expense Report by Fund by Dept for Year 2024 Month 03 - CITY OF GROVEPORT

Account	Description	Rev App	MTD Exp	YTD Exp	Unexp	Enc	Unenc	% Used	% Rem
Dept: 28		5,374,805.00	0.00	400,000.00	4,974,805.00	156,305.00	4,818,500.00	10.35%	89.65%
101.30.52110	WAGES & SALARIES	379,589.00	24,967.10	81,591.60	297,997.40	0.00	297,997.40	21.49%	78.51%
101.30.52111	DENTAL,VISION,LIFE	5,602.00	484.20	1,452.60	4,149.40	0.00	4,149.40	25.93%	74.07%
101.30.52112	O.P.E.R.S	64,530.00	4,908.34	16,423.66	48,106.34	0.00	48,106.34	25.45%	74.55%
101.30.52113	WORKERS COMP.	10,629.00	0.00	494.92	10,134.08	0.00	10,134.08	4.66%	95.34%
101.30.52114	MEDICARE	5,504.00	362.01	1,183.05	4,320.95	0.00	4,320.95	21.49%	78.51%
101.30.52116	HRA REIMBURSEMENT	33,500.00	2,167.31	10,145.80	23,354.20	0.00	23,354.20	30.29%	69.71%
101.30.52117	HEALTH CARE	172,936.00	8,437.76	37,128.16	135,807.84	0.00	135,807.84	21.47%	78.53%
101.30.52200	TRAVEL & TRANSPORT	750.00	0.00	0.00	750.00	0.00	750.00	0.00%	100.00%
101.30.52201	EDUCATIONAL EXPENSE	2,630.00	0.00	595.00	2,035.00	0.00	2,035.00	22.62%	77.38%
101.30.52202	FUEL	2,500.00	43.49	218.90	2,281.10	2,281.10	0.00	100.00%	0.00%
101.30.52300	CONTRACTUAL SERVICES	226,950.00	11,776.50	26,181.85	200,768.15	73,008.15	127,760.00	43.71%	56.29%
101.30.52301	3% STATE FEE	10,000.00	457.52	1,561.80	8,438.20	0.00	8,438.20	15.62%	84.38%
101.30.52302	1% STATE FEE	1,500.00	29.81	107.52	1,392.48	0.00	1,392.48	7.17%	92.83%
101.30.52303	CASUALTY INSURANCE	5,000.00	0.00	0.00	5,000.00	0.00	5,000.00	0.00%	100.00%
101.30.52304	I.T. SUPPORT	5,865.00	0.00	0.00	5,865.00	0.00	5,865.00	0.00%	100.00%
101.30.52310	UTILITIES & COMM.	2,500.00	90.77	355.54	2,144.46	1,486.46	658.00	73.68%	26.32%
101.30.52370	ADVERTISING	1,000.00	56.50	125.10	874.90	874.90	0.00	100.00%	0.00%
101.30.52420	OPERATING SUPPLIES	10,850.00	4,271.25	4,709.55	6,140.45	1,635.10	4,505.35	58.48%	41.52%
101.30.52430	VEHICLE MAINT. & REPAIRS	3,000.00	0.00	1,721.20	1,278.80	1,278.80	0.00	100.00%	0.00%
101.30.52442	CAPITAL-EXTERIOR FLASHING	15,000.00	0.00	0.00	15,000.00	0.00	15,000.00	0.00%	100.00%
Dept: 30	BUILDING & ZONING	959,835.00	58,052.56	183,996.25	775,838.75	80,564.51	695,274.24	27.56%	72.44%
101.31.52110	WAGES & SALARIES	262,465.00	11,662.52	38,094.17	224,370.83	0.00	224,370.83	14.51%	85.49%
101.31.52111	DENTAL,VISION,LIFE	4,945.00	213.77	641.31	4,303.69	0.00	4,303.69	12.97%	87.03%
101.31.52112	O.P.E.R.S	44,619.00	1,947.80	7,886.34	36,732.66	0.00	36,732.66	17.67%	82.33%
101.31.52113	WORKERS COMP.	7,349.00	0.00	342.21	7,006.79	0.00	7,006.79	4.66%	95.34%
101.31.52114	MEDICARE	3,806.00	169.11	552.38	3,253.62	0.00	3,253.62	14.51%	85.49%
101.31.52116	HRA REIMBURSEMENT	28,800.00	1,520.27	6,254.09	22,545.91	0.00	22,545.91	21.72%	78.28%
101.31.52117	HEALTH CARE	128,819.00	6,333.29	18,362.32	110,456.68	5,824.90	104,631.78	18.78%	81.22%
101.31.52200	TRAVEL & TRANSPORT	200.00	0.00	0.00	200.00	0.00	200.00	0.00%	100.00%
101.31.52201	EDUCATIONAL EXPENSE	3,500.00	0.00	0.00	3,500.00	150.00	3,350.00	4.29%	95.71%
101.31.52202	FUEL	4,000.00	267.98	430.70	3,569.30	3,569.30	0.00	100.00%	0.00%
101.31.52300	CONTRACTUAL SERVICES	3,600.00	14.14	2,264.14	1,335.86	535.86	800.00	77.78%	22.22%
101.31.52303	CASUALTY INSURANCE	3,000.00	0.00	0.00	3,000.00	0.00	3,000.00	0.00%	100.00%
101.31.52310	UTILITIES & COMM.	4,080.00	344.00	978.00	3,102.00	3,222.00	(120.00)	102.94%	(2.94%)

MTD/YTD Current Expense Report by Fund by Dept for Year 2024 Month 03 - CITY OF GROVEPORT

Account	Description	Rev App	MTD Exp	YTD Exp	Unexp	Enc	Unenc	% Used	% Rem
101.31.52420	OPERATING SUPPLIES	13,300.00	561.68	958.25	12,341.75	8,315.33	4,026.42	69.73%	30.27%
101.31.52430	VEHICLE MAINT. & REPAIRS	6,200.00	0.00	57.56	6,142.44	3,942.44	2,200.00	64.52%	35.48%
101.31.52431	FACILITY-MAINT. CONTRACTS-COMM. AFFAIRS	54,050.00	3,471.00	8,966.23	45,083.77	37,224.27	7,859.50	85.46%	14.54%
101.31.52432	FACILITY MAINT. CONTRACTS-MUNICIPAL BLDG	54,300.00	3,909.00	9,757.40	44,542.60	38,947.98	5,594.62	89.70%	10.30%
101.31.52433	FACILITY MAINT. CONTRACTS-POLICE	17,150.00	886.00	2,748.01	14,401.99	10,081.44	4,320.55	74.81%	25.19%
Dept: 31	FACILITIES MANAGEMENT	644,183.00	31,300.56	98,293.11	545,889.89	111,813.52	434,076.37	32.62%	67.38%
101.32.52110	WAGES & SALARIES	161,202.00	11,655.61	34,966.82	126,235.18	0.00	126,235.18	21.69%	78.31%
101.32.52111	DENTAL,VISION,LIFE	1,364.00	117.13	351.39	1,012.61	0.00	1,012.61	25.76%	74.24%
101.32.52112	O.P.E.R.S	27,404.00	1,981.47	6,755.02	20,648.98	0.00	20,648.98	24.65%	75.35%
101.32.52113	WORKERS COMP.	4,514.00	0.00	157.63	4,356.37	0.00	4,356.37	3.49%	96.51%
101.32.52114	MEDICARE	2,337.00	169.00	507.00	1,830.00	0.00	1,830.00	21.69%	78.31%
101.32.52116	HRA REIMBURSEMENT	10,800.00	503.65	1,082.79	9,717.21	0.00	9,717.21	10.03%	89.97%
101.32.52117	HEALTH CARE	51,500.00	4,271.80	12,815.40	38,684.60	0.00	38,684.60	24.88%	75.12%
101.32.52200	TRAVEL & TRANSPORTATION	800.00	0.00	0.00	800.00	0.00	800.00	0.00%	100.00%
101.32.52201	EDUCATIONAL EXPENSES	2,310.00	452.83	632.83	1,677.17	363.83	1,313.34	43.15%	56.85%
101.32.52300	CONTRACTUAL SERVICES	214,800.00	2.07	2.07	214,797.93	22,300.93	192,497.00	10.38%	89.62%
101.32.52304	I.T. SUPPORT	10,105.00	0.00	336.00	9,769.00	0.00	9,769.00	3.33%	96.67%
101.32.52310	UTILITIES & COMMUNICATIONS	696.00	58.00	174.00	522.00	522.00	0.00	100.00%	0.00%
101.32.52370	ADVERTISING	300.00	0.00	0.00	300.00	0.00	300.00	0.00%	100.00%
101.32.52420	OPERATING SUPPLIES	10,250.00	833.96	5,971.45	4,278.55	300.00	3,978.55	61.18%	38.82%
Dept: 32	ENGINEERING	498,382.00	20,045.52	63,752.40	434,629.60	23,486.76	411,142.84	17.50%	82.50%
101.33.52110	WAGES & SALARIES	44,226.00	3,366.40	10,099.20	34,126.80	0.00	34,126.80	22.84%	77.16%
101.33.52111	DENTAL,VISION,LIFE	565.00	29.55	88.65	476.35	0.00	476.35	15.69%	84.31%
101.33.52112	O.P.E.R.S	7,518.00	572.29	1,950.92	5,567.08	0.00	5,567.08	25.95%	74.05%
101.33.52113	WORKERS COMP.	1,238.00	0.00	28.83	1,209.17	0.00	1,209.17	2.33%	97.67%
101.33.52114	MEDICARE	641.00	48.81	146.43	494.57	0.00	494.57	22.84%	77.16%
101.33.52116	HRA REIMBURSEMENT	2,425.00	14.32	1,161.87	1,263.13	0.00	1,263.13	47.91%	52.09%
101.33.52117	HEALTH CARE	8,266.00	685.50	2,056.50	6,209.50	0.00	6,209.50	24.88%	75.12%
101.33.52200	TRAVEL & TRANSPORTATION	250.00	0.00	0.00	250.00	0.00	250.00	0.00%	100.00%
101.33.52201	EDUCATIONAL EXPENSES	250.00	0.00	45.00	205.00	0.00	205.00	18.00%	82.00%
101.33.52202	FUEL	1,500.00	183.16	468.53	1,031.47	1,031.47	0.00	100.00%	0.00%
101.33.52300	CONTRACTUAL SERVICE	700.00	0.00	0.00	700.00	60.00	640.00	8.57%	91.43%
101.33.52304	I.T. SUPPORT	2,900.00	0.00	0.00	2,900.00	0.00	2,900.00	0.00%	100.00%
101.33.52310	UTILITIES & COMMUNICATIONS	1,180.00	90.69	252.80	927.20	843.20	84.00	92.88%	7.12%

MTD/YTD Current Expense Report by Fund by Dept for Year 2024 Month 03 - CITY OF GROVEPORT

Account	Description	Rev App	MTD Exp	YTD Exp	Unexp	Enc	Unenc	% Used	% Rem
101.33.52420	OPERATING SUPPLIES	1,275.00	298.32	298.32	976.68	975.16	1.52	99.88%	0.12%
101.33.52430	VEHICLE MAINT. & REPAIRS	1,000.00	89.00	89.00	911.00	1,561.00	(650.00)	165.00%	(65.00%)
Dept: 33	TRANSPORTATION SERVICES	73,934.00	5,378.04	16,686.05	57,247.95	4,470.83	52,777.12	28.62%	71.38%
101.34.52110	WAGES & SALARIES	89,648.00	6,896.00	20,688.00	68,960.00	0.00	68,960.00	23.08%	76.92%
101.34.52111	DENTAL, VISION, LIFE	4,973.00	59.49	178.47	4,794.53	0.00	4,794.53	3.59%	96.41%
101.34.52112	O.P.E.R.S	15,240.00	1,172.32	3,996.50	11,243.50	0.00	11,243.50	26.22%	73.78%
101.34.52113	WORKERS COMPENSATION	2,510.00	0.00	116.89	2,393.11	0.00	2,393.11	4.66%	95.34%
101.34.52114	MEDICARE	1,301.00	100.00	300.00	1,001.00	0.00	1,001.00	23.06%	76.94%
101.34.52116	HRA REIMBURSEMENT	4,850.00	50.12	50.12	4,799.88	0.00	4,799.88	1.03%	98.97%
101.34.52117	HEALTH CARE	16,531.00	1,371.01	4,113.03	12,417.97	0.00	12,417.97	24.88%	75.12%
101.34.52200	TRAVEL & TRANSPORTATION	2,500.00	0.00	0.00	2,500.00	0.00	2,500.00	0.00%	100.00%
101.34.52201	EDUCATIONAL EXPENSES	2,500.00	0.00	0.00	2,500.00	0.00	2,500.00	0.00%	100.00%
101.34.52202	FUEL	1,500.00	0.00	0.00	1,500.00	1,500.00	0.00	100.00%	0.00%
101.34.52300	CONTRACTUAL SERVICES	62,800.00	0.00	0.00	62,800.00	60.00	62,740.00	0.10%	99.90%
101.34.52304	I.T. SUPPORT	62,228.00	273.48	1,113.48	61,114.52	0.00	61,114.52	1.79%	98.21%
101.34.52310	UTILITIES & COMMUNICATIONS	1,000.00	63.21	126.42	873.58	673.58	200.00	80.00%	20.00%
101.34.52420	OPERATING SUPPLIES	13,000.00	0.00	90.00	12,910.00	1,969.18	10,940.82	15.84%	84.16%
101.34.52430	VEHICLE MAINT. & REPAIR	2,000.00	0.00	0.00	2,000.00	0.00	2,000.00	0.00%	100.00%
101.34.52440	SERVER UPGRADE	0.00	0.00	0.00	0.00	0.00	0.00	0.00%	0.00%
101.34.52444	MB DOOR ACCESS CONTROLS	19,000.00	0.00	0.00	19,000.00	8,860.00	10,140.00	46.63%	53.37%
101.34.52445	CITY-WIDE WI-FI UPGRADES	54,363.00	51,363.00	51,363.00	3,000.00	0.00	3,000.00	94.48%	5.52%
101.34.52446	CITY-WIDE SERVER PROJECT	213,000.00	161,572.00	161,572.00	51,428.00	58,304.00	(6,876.00)	103.23%	(3.23%)
Dept: 34	INFORMATION TECHNOLOGY	568,944.00	222,920.63	243,707.91	325,236.09	71,366.76	253,869.33	55.38%	44.62%
101.35.52300	CONTRACTUAL SERVICES	1,000.00	0.00	0.00	1,000.00	0.00	1,000.00	0.00%	100.00%
101.35.52303	CASUALTY INSURANCE	7,500.00	0.00	0.00	7,500.00	0.00	7,500.00	0.00%	100.00%
101.35.52304	I.T. SUPPORT	10,000.00	0.00	0.00	10,000.00	0.00	10,000.00	0.00%	100.00%
101.35.52310	UTILITIES & COMMUNICATIONS	19,770.00	1,057.63	2,310.18	17,459.82	12,539.82	4,920.00	75.11%	24.89%
101.35.52420	OPERATING SUPPLIES	9,000.00	949.11	1,202.96	7,797.04	0.00	7,797.04	13.37%	86.63%
101.35.52430	FACILITY MAINT. & REPAIRS	26,000.00	1,150.00	3,792.79	22,207.21	8,750.00	13,457.21	48.24%	51.76%
101.35.52431	FACILITY MAINT. CONTRACTS	30,924.00	321.00	2,723.00	28,201.00	8,592.60	19,608.40	36.59%	63.41%
101.35.52432	REAL ESTATE TAXES	20,000.00	0.00	0.00	20,000.00	0.00	20,000.00	0.00%	100.00%
Dept: 35	RAREY'S PORT BUILDING	124,194.00	3,477.74	10,028.93	114,165.07	29,882.42	84,282.65	32.14%	67.86%
101.36.52300	CONTRACTUAL SERVICES	1,000.00	0.00	0.00	1,000.00	0.00	1,000.00	0.00%	100.00%
101.36.52303	CASUALTY INSURANCE	7,500.00	0.00	0.00	7,500.00	0.00	7,500.00	0.00%	100.00%

MTD/YTD Current Expense Report by Fund by Dept for Year 2024 Month 03 - CITY OF GROVEPORT

Account	Description	Rev App	MTD Exp	YTD Exp	Unexp	Enc	Unenc	% Used	% Rem
101.36.52304	I.T. SUPPORT	10,000.00	0.00	0.00	10,000.00	0.00	10,000.00	0.00%	100.00%
101.36.52310	UTILITIES & COMMUNICATIONS	19,770.00	503.03	1,210.07	18,559.93	6,189.93	12,370.00	37.43%	62.57%
101.36.52420	OPERATING SUPPLIES	9,000.00	0.00	0.00	9,000.00	0.00	9,000.00	0.00%	100.00%
101.36.52430	FACILITY MAINT. & REPAIRS	26,000.00	0.00	529.06	25,470.94	8,870.94	16,600.00	36.15%	63.85%
101.36.52431	FACILITY MAINT. CONTRACTS	30,924.00	321.00	4,248.75	26,675.25	13,171.05	13,504.20	56.33%	43.67%
101.36.52432	REAL ESTATE TAXES	20,000.00	0.00	9,494.10	10,505.90	0.00	10,505.90	47.47%	52.53%
101.36.52440	BUILDING CAMERAS	0.00	0.00	0.00	0.00	0.00	0.00	0.00%	0.00%
Dept: 36	WERT'S GROVE BUILDING	124,194.00	824.03	15,481.98	108,712.02	28,231.92	80,480.10	35.20%	64.80%
Fund: 101	GENERAL FUND	24,166,300.00	1,177,066.99	3,681,407.43	20,434,892.57	3,731,909.99	15,752,982.58	30.68%	69.32%
201.14.52110	WAGES & SALARIES	561,826.00	42,027.89	125,120.42	436,705.58	0.00	436,705.58	22.27%	77.73%
201.14.52111	DENTAL,VISION,LIFE	11,730.00	956.02	2,646.46	9,083.54	0.00	9,083.54	22.56%	77.44%
201.14.52112	O.P.E.R.S	99,448.00	7,328.20	24,291.57	75,156.43	0.00	75,156.43	24.43%	75.57%
201.14.52113	WORKERS COMP.	16,141.00	0.00	573.71	15,567.29	0.00	15,567.29	3.55%	96.45%
201.14.52114	MEDICARE	8,359.00	625.21	1,861.37	6,497.63	0.00	6,497.63	22.27%	77.73%
201.14.52116	HRA REIMBURSEMENT	68,156.00	3,420.51	8,733.08	59,422.92	0.00	59,422.92	12.81%	87.19%
201.14.52117	HEALTH CARE	359,610.00	26,383.12	79,149.38	280,460.62	0.00	280,460.62	22.01%	77.99%
201.14.52200	TRAVEL & TRANSPORT	3,150.00	270.72	270.72	2,879.28	3,724.28	(845.00)	126.83%	(26.83%)
201.14.52201	EDUCATIONAL EXPENSE	8,590.00	249.49	2,635.49	5,954.51	2,291.50	3,663.01	57.36%	42.64%
201.14.52202	FUEL	39,000.00	2,253.66	4,424.68	34,575.32	34,575.32	0.00	100.00%	0.00%
201.14.52300	CONTRACTUAL SERVICE	5,850.00	0.00	2,571.10	3,278.90	1,303.94	1,974.96	66.24%	33.76%
201.14.52303	CASUALTY INSURANCE	75,000.00	0.00	0.00	75,000.00	0.00	75,000.00	0.00%	100.00%
201.14.52304	I.T. SUPPORT	19,866.00	411.42	827.74	19,038.26	4,934.71	14,103.55	29.01%	70.99%
201.14.52310	UTILITIES & COMM.	100,000.00	10,634.18	19,818.39	80,181.61	94,376.57	(14,194.96)	114.19%	(14.19%)
201.14.52370	ADVERTISING	250.00	0.00	0.00	250.00	0.00	250.00	0.00%	100.00%
201.14.52420	OPERATING SUPPLIES	208,895.00	4,788.59	9,886.70	199,008.30	53,161.50	145,846.80	30.18%	69.82%
201.14.52421	TRAFFIC SIGN REPLACEMENT	33,000.00	12,280.49	16,097.71	16,902.29	6,786.78	10,115.51	69.35%	30.65%
201.14.52422	TREE MAINTENANCE	100,000.00	0.00	0.00	100,000.00	0.00	100,000.00	0.00%	100.00%
201.14.52430	VEHICLE MAINT. & REPAIRS	53,500.00	4,526.04	6,782.47	46,717.53	32,401.96	14,315.57	73.24%	26.76%
201.14.52431	GENERAL MAINTENANCE & REPAIR	85,900.00	9,503.43	9,503.43	76,396.57	67,096.57	9,300.00	89.17%	10.83%
201.14.52440	CAPITAL - SNOW TRUCK	0.00	0.00	0.00	0.00	0.00	0.00	0.00%	0.00%
201.14.52441	CAPITAL-ALL TERRAIN VEHICLE	10,500.00	0.00	10,500.00	0.00	0.00	0.00	100.00%	0.00%
201.14.52442	CAPITAL-PUBLIC SERVICE CABLING	15,000.00	0.00	0.00	15,000.00	0.00	15,000.00	0.00%	100.00%
201.14.52610	DEBT PRIN. - FRONT END LOADER BAN	200,000.00	0.00	0.00	200,000.00	200,000.00	0.00	100.00%	0.00%
201.14.52620	DEBT INT. - FRONT END LOADER BAN	10,880.00	0.00	0.00	10,880.00	8,476.39	2,403.61	77.91%	22.09%

MTD/YTD Current Expense Report by Fund by Dept for Year 2024 Month 03 - CITY OF GROVEPORT

Account	Description	Rev App	MTD Exp	YTD Exp	Unexp	Enc	Unenc	% Used	% Rem
Dept: 14	PUBLIC SERVICE	2,094,651.00	125,658.97	325,694.42	1,768,956.58	509,129.52	1,259,827.06	39.86%	60.14%
201.31.52431	FACILITY MAINT. CONTRACTS	14,410.00	675.00	2,437.86	11,972.14	9,626.48	2,345.66	83.72%	16.28%
201.31.52432	FACILITY MAINT. & REPAIRS	45,000.00	762.83	1,342.46	43,657.54	21,807.54	21,850.00	51.44%	48.56%
Dept: 31	FACILITIES MANAGEMENT	59,410.00	1,437.83	3,780.32	55,629.68	31,434.02	24,195.66	59.27%	40.73%
Fund: 201	STREET MAINTENANCE & REPAIR	2,154,061.00	127,096.80	329,474.74	1,824,586.26	540,563.54	1,284,022.72	40.39%	59.61%
202.14.52201	EDUCATIONAL EXPENSES	2,450.00	0.00	0.00	2,450.00	0.00	2,450.00	0.00%	100.00%
202.14.52310	UTILITIES & COMMUNICATIONS	0.00	73.06	150.94	(150.94)	949.06	(1,100.00)	0.00%	0.00%
202.14.52462	GROVEPORT RD/MAIN ST. - CIP #14	0.00	0.00	0.00	0.00	0.00	0.00	0.00%	0.00%
202.14.52550	HIGHWAY MAINTENANCE	273,309.00	20,500.93	21,393.97	251,915.03	15,862.39	236,052.64	13.63%	86.37%
Dept: 14	PUBLIC SERVICE	275,759.00	20,573.99	21,544.91	254,214.09	16,811.45	237,402.64	13.91%	86.09%
Fund: 202	STATE HIGHWAY IMPROVEMENT FUND	275,759.00	20,573.99	21,544.91	254,214.09	16,811.45	237,402.64	13.91%	86.09%
203.14.52110	WAGES & SALARIES	14,643.00	1,089.72	3,247.17	11,395.83	0.00	11,395.83	22.18%	77.82%
203.14.52300	CONTRACTUAL	0.00	0.00	0.00	0.00	0.00	0.00	0.00%	0.00%
203.14.52303	CASUALTY INSURANCE	2,500.00	0.00	0.00	2,500.00	0.00	2,500.00	0.00%	100.00%
203.14.52420	OPERATING SUPPLIES	72,316.00	85.00	106.96	72,209.04	3,193.04	69,016.00	4.56%	95.44%
203.14.52550	CAPITAL - SECTION 6 ENGINEERING	0.00	0.00	0.00	0.00	0.00	0.00	0.00%	0.00%
203.14.52551	CAPITAL-ALL-TERRAIN VEHICLE	10,500.00	0.00	10,500.00	0.00	0.00	0.00	100.00%	0.00%
Dept: 14	PUBLIC SERVICE	99,959.00	1,174.72	13,854.13	86,104.87	3,193.04	82,911.83	17.05%	82.95%
Fund: 203	CEMETERY FUND	99,959.00	1,174.72	13,854.13	86,104.87	3,193.04	82,911.83	17.05%	82.95%
204.18.52300	CONTRACTUAL SERVICES	265,721.00	0.00	0.00	265,721.00	0.00	265,721.00	0.00%	100.00%
204.18.52420	OPERATING SUPPLIES	0.00	0.00	0.00	0.00	0.00	0.00	0.00%	0.00%
204.18.52442	CAPITAL - DEGENHART PARK - PLAYGROUND EQ	0.00	3,285.75	3,285.75	(3,285.75)	5,044.75	(8,330.50)	0.00%	0.00%
204.18.52446	MISC. PARK IMPROVEMENTS	75,000.00	0.00	0.00	75,000.00	0.00	75,000.00	0.00%	100.00%
204.18.52447	CAPITAL-TEEBALL FIELD BACKSTOPS	27,000.00	0.00	1,915.91	25,084.09	28,000.00	(2,915.91)	110.80%	(10.80%)
204.18.52448	GROVEPORT PARK PATH REPAIRS	110,000.00	0.00	0.00	110,000.00	0.00	110,000.00	0.00%	100.00%
204.18.52460	CONTINGENCY	0.00	0.00	0.00	0.00	0.00	0.00	0.00%	0.00%
Dept: 18	PARKS	477,721.00	3,285.75	5,201.66	472,519.34	33,044.75	439,474.59	8.01%	91.99%

MTD/YTD Current Expense Report by Fund by Dept for Year 2024 Month 03 - CITY OF GROVEPORT

Account	Description	Rev App	MTD Exp	YTD Exp	Unexp	Enc	Unenc	% Used	% Rem
Fund: 204	PARKS FUND	477,721.00	3,285.75	5,201.66	472,519.34	33,044.75	439,474.59	8.01%	91.99%
205.12.52344	TIF	1,495,000.00	0.00	0.00	1,495,000.00	0.00	1,495,000.00	0.00%	100.00%
205.12.52345	TIF AUDITOR FEES	45,000.00	0.00	0.00	45,000.00	0.00	45,000.00	0.00%	100.00%
Dept: 12	FINANCE	1,540,000.00	0.00	0.00	1,540,000.00	0.00	1,540,000.00	0.00%	100.00%
Fund: 205	TIF FUND	1,540,000.00	0.00	0.00	1,540,000.00	0.00	1,540,000.00	0.00%	100.00%
207.05.52110	WAGES & SALARIES	13,176.00	0.00	0.00	13,176.00	0.00	13,176.00	0.00%	100.00%
207.05.52440	CAPITAL-GRANT PORT.	0.00	0.00	0.00	0.00	0.00	0.00	0.00%	0.00%
Dept: 05	SENIOR TRANSPORTATION	13,176.00	0.00	0.00	13,176.00	0.00	13,176.00	0.00%	100.00%
Fund: 207	SENIOR TRANSPORTATION FUND	13,176.00	0.00	0.00	13,176.00	0.00	13,176.00	0.00%	100.00%
208.01.52300	CONTRACTUAL SERVICES	0.00	0.00	0.00	0.00	0.00	0.00	0.00%	0.00%
208.01.52420	OPERATING SUPPLIES	37,128.00	9,414.85	9,414.85	27,713.15	0.00	27,713.15	25.36%	74.64%
Dept: 01	POLICE	37,128.00	9,414.85	9,414.85	27,713.15	0.00	27,713.15	25.36%	74.64%
Fund: 208	DRUG EDUCATION & ENFORCEMENT	37,128.00	9,414.85	9,414.85	27,713.15	0.00	27,713.15	25.36%	74.64%
210.14.52460	CONTINGENCY	365,623.00	0.00	0.00	365,623.00	0.00	365,623.00	0.00%	100.00%
Dept: 14	PUBLIC SERVICE	365,623.00	0.00	0.00	365,623.00	0.00	365,623.00	0.00%	100.00%
Fund: 210	MOTOR VEHICLE FUND	365,623.00	0.00	0.00	365,623.00	0.00	365,623.00	0.00%	100.00%
213.01.52701	DUI TASKFORCE	6,405.00	0.00	0.00	6,405.00	0.00	6,405.00	0.00%	100.00%
Dept: 01	POLICE	6,405.00	0.00	0.00	6,405.00	0.00	6,405.00	0.00%	100.00%
Fund: 213	DUI/OMVI ENFORCEMENT	6,405.00	0.00	0.00	6,405.00	0.00	6,405.00	0.00%	100.00%
217.09.52523	COMPUTER - MAYOR	13,858.00	0.00	0.00	13,858.00	0.00	13,858.00	0.00%	100.00%
Dept: 09	MAYOR	13,858.00	0.00	0.00	13,858.00	0.00	13,858.00	0.00%	100.00%
Fund: 217	COURT COMPUTER FUND	13,858.00	0.00	0.00	13,858.00	0.00	13,858.00	0.00%	100.00%
218.11.52460	CONTINGENCY	0.00	0.00	0.00	0.00	0.00	0.00	0.00%	0.00%
Dept: 11	ADMINISTRATION	0.00	0.00	0.00	0.00	0.00	0.00	0.00%	0.00%

MTD/YTD Current Expense Report by Fund by Dept for Year 2024 Month 03 - CITY OF GROVEPORT

Account	Description	Rev App	MTD Exp	YTD Exp	Unexp	Enc	Unenc	% Used	% Rem
Fund: 218	RAINY DAY FUND	0.00	0.00	0.00	0.00	0.00	0.00	0.00%	0.00%
219.12.52110	GENERAL FUND SEVERANCE	137,017.00	45,858.45	78,007.54	59,009.46	0.00	59,009.46	56.93%	43.07%
219.12.52111	GENERAL FUND MEDICARE	3,564.00	664.95	1,131.11	2,432.89	0.00	2,432.89	31.74%	68.26%
219.12.52112	STREET FUND SEVERANCE	11,194.00	0.00	0.00	11,194.00	0.00	11,194.00	0.00%	100.00%
219.12.52113	STREET FUND MEDICARE	162.00	0.00	0.00	162.00	0.00	162.00	0.00%	100.00%
219.12.52114	RECREATION FUND SEVERANCE	22,471.00	0.00	0.00	22,471.00	0.00	22,471.00	0.00%	100.00%
219.12.52115	RECREATION FUND MEDICARE	326.00	0.00	0.00	326.00	0.00	326.00	0.00%	100.00%
219.12.52116	GOLF COURSE FUND SEVERANCE	1,680.00	0.00	0.00	1,680.00	0.00	1,680.00	0.00%	100.00%
219.12.52117	GOLF COURSE FUND MEDICARE	24.00	0.00	0.00	24.00	0.00	24.00	0.00%	100.00%
219.12.52118	WATER FUND SEVERANCE	807.00	0.00	0.00	807.00	0.00	807.00	0.00%	100.00%
219.12.52119	WATER FUND MEDICARE	12.00	0.00	0.00	12.00	0.00	12.00	0.00%	100.00%
219.12.52120	SEWER FUND SEVERANCE	160.00	0.00	0.00	160.00	0.00	160.00	0.00%	100.00%
219.12.52121	SEWER FUND MEDICARE	2.00	0.00	0.00	2.00	0.00	2.00	0.00%	100.00%
219.12.52122	STORM WATER FUND SEVERANCE	160.00	0.00	0.00	160.00	0.00	160.00	0.00%	100.00%
219.12.52123	STORM WATER FUND MEDICARE	2.00	0.00	0.00	2.00	0.00	2.00	0.00%	100.00%
Dept: 12	FINANCE	177,581.00	46,523.40	79,138.65	98,442.35	0.00	98,442.35	44.56%	55.44%
Fund: 219	TERMINATION PAYMENT FUND	177,581.00	46,523.40	79,138.65	98,442.35	0.00	98,442.35	44.56%	55.44%
220.17.52110	WAGES & SALARIES	405,635.00	32,293.11	96,839.09	308,795.91	0.00	308,795.91	23.87%	76.13%
220.17.52111	DENTAL,VISION,LIFE	9,195.00	796.24	2,388.72	6,806.28	0.00	6,806.28	25.98%	74.02%
220.17.52112	O.P.E.R.S	68,958.00	5,488.08	18,766.08	50,191.92	0.00	50,191.92	27.21%	72.79%
220.17.52113	WORKERS COMP	11,358.00	0.00	528.88	10,829.12	0.00	10,829.12	4.66%	95.34%
220.17.52114	MEDICARE	5,882.00	468.25	1,404.18	4,477.82	0.00	4,477.82	23.87%	76.13%
220.17.52116	HRA REIMBURSEMENT	52,750.00	3,842.18	7,124.63	45,625.37	0.00	45,625.37	13.51%	86.49%
220.17.52117	HEALTH CARE	258,133.00	18,458.23	55,374.69	202,758.31	0.00	202,758.31	21.45%	78.55%
220.17.52200	TRAVEL & TRANSPORTATION	500.00	0.00	0.00	500.00	0.00	500.00	0.00%	100.00%
220.17.52201	EDUCATIONAL EXPENSES	550.00	0.00	0.00	550.00	0.00	550.00	0.00%	100.00%
220.17.52300	CONTRACTUAL SERVICES	600.00	0.00	0.00	600.00	500.00	100.00	83.33%	16.67%
220.17.52310	UTILITIES & COMMUNICATIONS	696.00	58.00	174.00	522.00	522.00	0.00	100.00%	0.00%
220.17.52420	OPERATING SUPPLIES	7,500.00	0.00	0.00	7,500.00	0.00	7,500.00	0.00%	100.00%
220.17.52450	TRANSFERS OUT - TERMINATION FUND	0.00	0.00	0.00	0.00	0.00	0.00	0.00%	0.00%
Dept: 17	RECREATION CENTER	821,757.00	61,404.09	182,600.27	639,156.73	1,022.00	638,134.73	22.35%	77.65%
220.19.52201	EDUCATIONAL EXPENSES	3,500.00	1,200.00	1,200.00	2,300.00	0.00	2,300.00	34.29%	65.71%
220.19.52300	CONTRACTUAL SERVICES	14,075.00	0.00	0.00	14,075.00	1,700.00	12,375.00	12.08%	87.92%

MTD/YTD Current Expense Report by Fund by Dept for Year 2024 Month 03 - CITY OF GROVEPORT

Account	Description	Rev App	MTD Exp	YTD Exp	Unexp	Enc	Unenc	% Used	% Rem
220.19.52301	REFUNDS - AQUATIC CENTER	500.00	0.00	0.00	500.00	0.00	500.00	0.00%	100.00%
220.19.52310	UTILITIES & COMMUNICATIONS	117,000.00	(1,705.70)	(786.65)	117,786.65	5,500.00	112,286.65	4.03%	95.97%
220.19.52370	ADVERTISING	1,500.00	0.00	0.00	1,500.00	0.00	1,500.00	0.00%	100.00%
220.19.52420	OPERATING SUPPLIES	75,600.00	1,521.84	1,826.76	73,773.24	25,335.68	48,437.56	35.93%	64.07%
220.19.52430	MAINTENANCE & REPAIR	37,800.00	0.00	0.00	37,800.00	4,943.00	32,857.00	13.08%	86.92%
Dept: 19	AQUATIC CENTER	249,975.00	1,016.14	2,240.11	247,734.89	37,478.68	210,256.21	15.89%	84.11%
220.23.52110	WAGES & SALARIES	567,671.00	45,613.30	133,720.62	433,950.38	0.00	433,950.38	23.56%	76.44%
220.23.52112	O.P.E.R.S	96,504.00	7,790.70	25,325.52	71,178.48	0.00	71,178.48	26.24%	73.76%
220.23.52113	WORKERS COMP.	15,895.00	0.00	740.15	15,154.85	0.00	15,154.85	4.66%	95.34%
220.23.52114	MEDICARE	8,232.00	661.36	1,939.04	6,292.96	0.00	6,292.96	23.55%	76.45%
220.23.52201	EDUCATIONAL EXPENSES	550.00	0.00	0.00	550.00	0.00	550.00	0.00%	100.00%
220.23.52300	CONTRACTUAL SERVICES	26,200.00	1,578.53	13,074.15	13,125.85	10,092.60	3,033.25	88.42%	11.58%
220.23.52301	REFUNDS	3,500.00	0.00	0.00	3,500.00	0.00	3,500.00	0.00%	100.00%
220.23.52303	CASUALTY INSURANCE	46,000.00	0.00	0.00	46,000.00	0.00	46,000.00	0.00%	100.00%
220.23.52304	I.T. SUPPORT	38,650.00	1,717.16	3,454.91	35,195.09	16,067.37	19,127.72	50.51%	49.49%
220.23.52310	UTILITIES & COMM.	167,784.00	11,553.28	26,736.33	141,047.67	171,671.68	(30,624.01)	118.25%	(18.25%)
220.23.52370	ADVERTISING	10,000.00	0.00	0.00	10,000.00	5,285.51	4,714.49	52.86%	47.14%
220.23.52420	OPERATING SUPPLIES	71,335.00	5,310.21	11,526.16	59,808.84	17,682.19	42,126.65	40.95%	59.05%
220.23.52430	MAINTENANCE & REPAIR	13,000.00	4,788.00	4,788.00	8,212.00	0.00	8,212.00	36.83%	63.17%
220.23.52440	LAZY RIVER POOL REPAIRS	0.00	0.00	0.00	0.00	0.00	0.00	0.00%	0.00%
220.23.52441	TECHNOLOGY CABLING	50,000.00	24,500.00	24,500.00	25,500.00	24,500.00	1,000.00	98.00%	2.00%
220.23.52442	CAMERA SYSTEM PARTIAL UPGRADE	30,000.00	0.00	0.00	30,000.00	0.00	30,000.00	0.00%	100.00%
220.23.52443	EMERGENCY STANDBY GENERATOR	12,000.00	0.00	0.00	12,000.00	4,000.00	8,000.00	33.33%	66.67%
220.23.52446	EXTERIOR DOOR REPLACEMENTS	25,000.00	0.00	0.00	25,000.00	27,975.00	(2,975.00)	111.90%	(11.90%)
220.23.52447	RECREATION CENTER HVAC UNIT	300,000.00	0.00	0.00	300,000.00	0.00	300,000.00	0.00%	100.00%
220.23.52448	REC. CENTER FIRE & SECURITY	10,000.00	3,902.50	7,805.00	2,195.00	0.00	2,195.00	78.05%	21.95%
Dept: 23	RECREATION CENTER OPERATIONS	1,492,321.00	107,415.04	253,609.88	1,238,711.12	277,274.35	961,436.77	35.57%	64.43%
220.24.52200	TRAVEL & TRANSPORTATION	500.00	0.00	0.00	500.00	0.00	500.00	0.00%	100.00%
220.24.52201	EDUCATIONAL EXPENSES	1,230.00	0.00	0.00	1,230.00	0.00	1,230.00	0.00%	100.00%
220.24.52300	CONTRACTUAL SERVICES	43,000.00	3,211.00	3,480.75	39,519.25	28,019.25	11,500.00	73.26%	26.74%
220.24.52301	REFUNDS	250.00	0.00	40.00	210.00	0.00	210.00	16.00%	84.00%
220.24.52310	UTILITIES & COMM.	696.00	58.00	116.00	580.00	580.00	0.00	100.00%	0.00%
220.24.52370	ADVERTISING	0.00	0.00	0.00	0.00	0.00	0.00	0.00%	0.00%
220.24.52420	OPERATING SUPPLIES	17,300.00	3,817.94	3,932.35	13,367.65	8,137.60	5,230.05	69.77%	30.23%

MTD/YTD Current Expense Report by Fund by Dept for Year 2024 Month 03 - CITY OF GROVEPORT

Account	Description	Rev App	MTD Exp	YTD Exp	Unexp	Enc	Unenc	% Used	% Rem
220.24.52430	MAINTENANCE & REPAIR	14,788.00	0.00	0.00	14,788.00	4,788.00	10,000.00	32.38%	67.62%
Dept: 24	RECREATION FITNESS	77,764.00	7,086.94	7,569.10	70,194.90	41,524.85	28,670.05	63.13%	36.87%
220.25.52200	TRAVEL & TRANSPORTATION	500.00	0.00	0.00	500.00	0.00	500.00	0.00%	100.00%
220.25.52201	EDUCATIONAL EXPENSES	1,100.00	0.00	0.00	1,100.00	0.00	1,100.00	0.00%	100.00%
220.25.52300	CONTRACTUAL SERVICES	35,388.00	0.00	0.00	35,388.00	0.00	35,388.00	0.00%	100.00%
220.25.52301	REFUNDS	1,000.00	28.00	535.23	464.77	60.00	404.77	59.52%	40.48%
220.25.52310	UTILITIES & COMM.	696.00	58.00	174.00	522.00	522.00	0.00	100.00%	0.00%
220.25.52370	ADVERTISING	1,000.00	0.00	0.00	1,000.00	0.00	1,000.00	0.00%	100.00%
220.25.52420	OPERATING SUPPLIES	21,200.00	7,372.00	14,734.88	6,465.12	2,227.97	4,237.15	80.01%	19.99%
Dept: 25	RECREATION ATHLETICS	60,884.00	7,458.00	15,444.11	45,439.89	2,809.97	42,629.92	29.98%	70.02%
220.26.52201	EDUCATIONAL EXPENSES	0.00	0.00	0.00	0.00	0.00	0.00	0.00%	0.00%
220.26.52300	CONTRACTUAL SERVICES	5,900.00	0.00	0.00	5,900.00	0.00	5,900.00	0.00%	100.00%
220.26.52301	REFUNDS	100.00	0.00	0.00	100.00	0.00	100.00	0.00%	100.00%
220.26.52305	PROGRAMS	3,500.00	0.00	0.00	3,500.00	0.00	3,500.00	0.00%	100.00%
220.26.52370	ADVERTISING	500.00	0.00	0.00	500.00	0.00	500.00	0.00%	100.00%
220.26.52420	OPERATING SUPPLIES	500.00	0.00	0.00	500.00	0.00	500.00	0.00%	100.00%
Dept: 26	RECREATION PROGRAMS	10,500.00	0.00	0.00	10,500.00	0.00	10,500.00	0.00%	100.00%
220.27.52200	TRAVEL & TRANSPORTATION	750.00	0.00	0.00	750.00	0.00	750.00	0.00%	100.00%
220.27.52201	EDUCATIONAL EXPENSES	6,100.00	0.00	0.00	6,100.00	1,500.00	4,600.00	24.59%	75.41%
220.27.52300	CONTRACTUAL SERVICES	4,160.00	344.00	344.00	3,816.00	96.00	3,720.00	10.58%	89.42%
220.27.52301	REFUNDS	500.00	0.00	0.00	500.00	0.00	500.00	0.00%	100.00%
220.27.52310	UTILITIES & COMM.	696.00	0.00	174.00	522.00	522.00	0.00	100.00%	0.00%
220.27.52370	ADVERTISING	3,500.00	14.00	14.00	3,486.00	86.00	3,400.00	2.86%	97.14%
220.27.52420	OPERATING SUPPLIES	35,420.00	1,508.35	6,108.48	29,311.52	5,110.97	24,200.55	31.68%	68.32%
220.27.52430	MAINTENANCE & REPAIR	29,000.00	0.00	0.00	29,000.00	0.00	29,000.00	0.00%	100.00%
Dept: 27	AQUATIC INDOOR	80,126.00	1,866.35	6,640.48	73,485.52	7,314.97	66,170.55	17.42%	82.58%
220.31.52431	FACILITY MAINT. CONTRACTS	258,400.00	20,626.90	44,747.16	213,652.84	190,363.01	23,289.83	90.99%	9.01%
220.31.52432	FACILITY MAINT. & REPAIRS	131,500.00	4,726.84	9,292.87	122,207.13	64,599.52	57,607.61	56.19%	43.81%
220.31.52433	FACILITY MAINT. CONTRACTS AQUATICS	6,600.00	0.00	0.00	6,600.00	380.00	6,220.00	5.76%	94.24%
220.31.52434	FACILITY MAINT. & REPAIRS AQUATICS	90,000.00	70.91	70.91	89,929.09	72,202.09	17,727.00	80.30%	19.70%
Dept: 31	FACILITIES MANAGEMENT	486,500.00	25,424.65	54,110.94	432,389.06	327,544.62	104,844.44	78.45%	21.55%

MTD/YTD Current Expense Report by Fund by Dept for Year 2024 Month 03 - CITY OF GROVEPORT

Account	Description	Rev App	MTD Exp	YTD Exp	Unexp	Enc	Unenc	% Used	% Rem
Fund: 220	RECREATION & AQUATIC FUND	3,279,827.00	211,671.21	522,214.89	2,757,612.11	694,969.44	2,062,642.67	37.11%	62.89%
221.20.52110	WAGES & SALARIES	390,473.00	18,504.10	49,323.30	341,149.70	0.00	341,149.70	12.63%	87.37%
221.20.52111	DENTAL, VISION, LIFE	5,666.00	375.23	909.69	4,756.31	0.00	4,756.31	16.06%	83.94%
221.20.52112	O.P.E.R.S	66,380.00	3,124.27	8,919.59	57,460.41	0.00	57,460.41	13.44%	86.56%
221.20.52113	WORKERS COMP.	10,933.00	0.00	509.11	10,423.89	0.00	10,423.89	4.66%	95.34%
221.20.52114	MEDICARE	5,662.00	268.29	715.15	4,946.85	0.00	4,946.85	12.63%	87.37%
221.20.52116	HRA REIMBURSEMENT	28,650.00	522.45	531.93	28,118.07	0.00	28,118.07	1.86%	98.14%
221.20.52117	HEALTH CARE	156,404.00	11,391.48	28,690.40	127,713.60	0.00	127,713.60	18.34%	81.66%
221.20.52200	TRAVEL & TRANSPORTATION	0.00	0.00	1,465.63	(1,465.63)	34.37	(1,500.00)	0.00%	0.00%
221.20.52201	EDUCATIONAL EXPENSES	4,500.00	0.00	450.00	4,050.00	0.00	4,050.00	10.00%	90.00%
221.20.52300	CONTRACTUAL SERVICES	50,080.00	14,448.43	17,736.46	32,343.54	5,972.37	26,371.17	47.34%	52.66%
221.20.52303	CASUALTY INSURANCE	36,000.00	0.00	0.00	36,000.00	0.00	36,000.00	0.00%	100.00%
221.20.52304	I.T. SUPPORT	24,236.00	3,378.34	4,120.53	20,115.47	7,376.88	12,738.59	47.44%	52.56%
221.20.52310	UTILITIES & COMMUNICATIONS	64,700.00	5,534.13	13,730.18	50,969.82	71,469.82	(20,500.00)	131.68%	(31.68%)
221.20.52420	OPERATING SUPPLIES	48,800.00	10,632.48	13,628.27	35,171.73	19,509.26	15,662.47	67.90%	32.10%
221.20.52430	MAINTENANCE & REPAIR	13,187.00	0.00	11,835.00	1,352.00	7,298.00	(5,946.00)	145.09%	(45.09%)
221.20.52431	REAL ESTATE TAX FEES	2,500.00	0.00	1,614.38	885.62	0.00	885.62	64.58%	35.42%
221.20.52441	CAPITAL-GOLF COURSE CABLING	20,000.00	0.00	0.00	20,000.00	18,500.00	1,500.00	92.50%	7.50%
221.20.52442	CAPITAL-CLUBHOUSE ICE MACHINE	8,000.00	6,210.69	6,210.69	1,789.31	0.00	1,789.31	77.63%	22.37%
221.20.52444	CAPITAL - BATHROOM PARTITIONS	14,596.00	0.00	0.00	14,596.00	0.00	14,596.00	0.00%	100.00%
221.20.52445	CAPITAL - AUDIO SYSTEM	40,000.00	0.00	0.00	40,000.00	14,608.95	25,391.05	36.52%	63.48%
Dept: 20	GOLF (GENERAL)	990,767.00	74,389.89	160,390.31	830,376.69	144,769.65	685,607.04	30.80%	69.20%
221.21.52110	WAGES & SALARIES	477,631.00	27,457.93	72,620.60	405,010.40	0.00	405,010.40	15.20%	84.80%
221.21.52111	DENTAL, VISION, LIFE	9,280.00	872.82	2,027.50	7,252.50	0.00	7,252.50	21.85%	78.15%
221.21.52112	O.P.E.R.S	81,197.00	4,108.54	12,829.78	68,367.22	0.00	68,367.22	15.80%	84.20%
221.21.52113	WORKERS COMP.	13,374.00	0.00	601.25	12,772.75	0.00	12,772.75	4.50%	95.50%
221.21.52114	MEDICARE	6,926.00	398.16	1,053.06	5,872.94	0.00	5,872.94	15.20%	84.80%
221.21.52116	HRA REIMBURSEMENT	47,750.00	179.92	191.73	47,558.27	0.00	47,558.27	0.40%	99.60%
221.21.52117	HEALTH CARE	260,674.00	17,298.92	51,896.76	208,777.24	0.00	208,777.24	19.91%	80.09%
221.21.52200	TRAVEL & TRANSPORTATION	0.00	0.00	0.00	0.00	0.00	0.00	0.00%	0.00%
221.21.52201	EDUCATIONAL EXPENSES	5,190.00	135.00	135.00	5,055.00	115.00	4,940.00	4.82%	95.18%
221.21.52202	FUEL	32,000.00	0.00	0.00	32,000.00	0.00	32,000.00	0.00%	100.00%
221.21.52300	CONTRACTUAL SERVICES	28,300.00	734.85	1,873.77	26,426.23	3,618.23	22,808.00	19.41%	80.59%
221.21.52420	OPERATING SUPPLIES	150,250.00	28,969.36	61,752.53	88,497.47	36,069.47	52,428.00	65.11%	34.89%

MTD/YTD Current Expense Report by Fund by Dept for Year 2024 Month 03 - CITY OF GROVEPORT

Account	Description	Rev App	MTD Exp	YTD Exp	Unexp	Enc	Unenc	% Used	% Rem
221.21.52430	COURSE MAINTENANCE	43,000.00	3,463.47	5,248.38	37,751.62	4,043.65	33,707.97	21.61%	78.39%
221.21.52448	CAPITAL - PUMP & CASTING BACK 9	0.00	0.00	0.00	0.00	0.00	0.00	0.00%	0.00%
221.21.52610	DEBT PRIN. - CART PATH BAN	1,000,000.00	0.00	0.00	1,000,000.00	1,000,000.00	0.00	100.00%	0.00%
221.21.52619	LEASE PRINCIPAL #053	7,986.00	0.00	0.00	7,986.00	0.00	7,986.00	0.00%	100.00%
221.21.52620	DEBT INT. - CART PATH BAN	53,120.00	0.00	0.00	53,120.00	55,096.53	(1,976.53)	103.72%	(3.72%)
221.21.52629	LEASE INTEREST #053	200.00	0.00	0.00	200.00	0.00	200.00	0.00%	100.00%
Dept: 21	GOLF (MAINTENANCE)	2,216,878.00	83,618.97	210,230.36	2,006,647.64	1,098,942.88	907,704.76	59.05%	40.95%
221.31.52431	FACILITY MAINT. CONTRACTS	19,000.00	913.00	4,027.84	14,972.16	13,858.00	1,114.16	94.14%	5.86%
221.31.52432	FACILITY MAINT. & REPAIRS	39,200.00	4,285.18	6,700.91	32,499.09	21,435.53	11,063.56	71.78%	28.22%
Dept: 31	FACILITIES MANAGEMENT	58,200.00	5,198.18	10,728.75	47,471.25	35,293.53	12,177.72	79.08%	20.92%
Fund: 221	GOLF COURSE FUND	3,265,845.00	163,207.04	381,349.42	2,884,495.58	1,279,006.06	1,605,489.52	50.84%	49.16%
222.33.52202	FUEL	22,000.00	1,539.97	2,892.49	19,107.51	19,107.51	0.00	100.00%	0.00%
222.33.52300	CONTRACTUAL SERVICE	225,600.00	16,838.88	35,206.18	190,393.82	85,343.82	105,050.00	53.44%	46.56%
222.33.52303	CASUALTY INSURANCE	25,000.00	0.00	0.00	25,000.00	0.00	25,000.00	0.00%	100.00%
222.33.52370	ADVERTISING	450.00	0.00	0.00	450.00	0.00	450.00	0.00%	100.00%
222.33.52420	OPERATING SUPPLIES	600.00	396.47	396.47	203.53	853.53	(650.00)	208.33%	(108.33%)
222.33.52430	VEHICLE MAINT. & REPAIRS	32,131.00	736.13	2,475.04	29,655.96	9,924.96	19,731.00	38.59%	61.41%
222.33.52440	CAPITAL - (2) TRANSIT BUS/ADA	0.00	0.00	0.00	0.00	0.00	0.00	0.00%	0.00%
222.33.52610	LEASE PRIN. #55	15,761.00	0.00	0.00	15,761.00	0.00	15,761.00	0.00%	100.00%
222.33.52621	LEASE INT. #55	2,020.00	0.00	0.00	2,020.00	0.00	2,020.00	0.00%	100.00%
Dept: 33	TRANSPORTATION SERVICES	323,562.00	19,511.45	40,970.18	282,591.82	115,229.82	167,362.00	48.28%	51.72%
Fund: 222	TRANSPORTATION SERVICES	323,562.00	19,511.45	40,970.18	282,591.82	115,229.82	167,362.00	48.28%	51.72%
224.04.52110	WAGES & SALARIES	104,354.00	7,226.70	21,270.35	83,083.65	0.00	83,083.65	20.38%	79.62%
224.04.52111	DENTAL,VISION,LIFE	1,113.00	62.34	187.02	925.98	0.00	925.98	16.80%	83.20%
224.04.52112	O.P.E.R.S	17,740.00	1,228.54	3,850.03	13,889.97	0.00	13,889.97	21.70%	78.30%
224.04.52113	WORKERS COMP.	2,922.00	0.00	352.51	2,569.49	0.00	2,569.49	12.06%	87.94%
224.04.52114	MEDICARE	1,513.00	104.78	308.41	1,204.59	0.00	1,204.59	20.38%	79.62%
224.04.52116	HRA REIMBURSEMENT	4,850.00	(2,324.58)	3,597.99	1,252.01	0.00	1,252.01	74.19%	25.81%
224.04.52117	HEALTH CARE	16,532.00	1,371.01	4,113.03	12,418.97	0.00	12,418.97	24.88%	75.12%
224.04.52200	TRAVEL & TRANSPORTATION	200.00	0.00	0.00	200.00	0.00	200.00	0.00%	100.00%
224.04.52201	EDUCATIONAL EXPENSES	627.00	0.00	45.00	582.00	0.00	582.00	7.18%	92.82%
224.04.52300	CONTRACTUAL SERVICES	18,763.00	379.80	698.83	18,064.17	1,381.17	16,683.00	11.09%	88.91%

MTD/YTD Current Expense Report by Fund by Dept for Year 2024 Month 03 - CITY OF GROVEPORT

Account	Description	Rev App	MTD Exp	YTD Exp	Unexp	Enc	Unenc	% Used	% Rem
224.04.52301	REFUNDS	300.00	0.00	0.00	300.00	0.00	300.00	0.00%	100.00%
224.04.52304	I.T. SUPPORT	4,600.00	0.00	0.00	4,600.00	0.00	4,600.00	0.00%	100.00%
224.04.52305	PROGRAMS	25,080.00	1,507.69	2,943.48	22,136.52	4,436.25	17,700.27	29.42%	70.58%
224.04.52370	ADVERTISING	900.00	0.00	0.00	900.00	0.00	900.00	0.00%	100.00%
224.04.52420	OPERATING SUPPLIES	9,410.00	862.56	1,127.28	8,282.72	3,959.70	4,323.02	54.06%	45.94%
224.04.52430	MAINTENANCE & REPAIR	5,084.00	0.00	1,005.00	4,079.00	916.74	3,162.26	37.80%	62.20%
224.04.52443	CAPITAL - CABLING	15,000.00	0.00	0.00	15,000.00	0.00	15,000.00	0.00%	100.00%
Dept: 04	SENIOR CENTER	228,988.00	10,418.84	39,498.93	189,489.07	10,693.86	178,795.21	21.92%	78.08%
Fund: 224	SENIOR CENTER FUND	228,988.00	10,418.84	39,498.93	189,489.07	10,693.86	178,795.21	21.92%	78.08%
225.12.52454	LIFT STATION GENERATORS	57,939.00	0.00	0.00	57,939.00	0.00	57,939.00	0.00%	100.00%
225.12.52459	TRANSFERS OUT	0.00	0.00	0.00	0.00	0.00	0.00	0.00%	0.00%
Dept: 12	FINANCE	57,939.00	0.00	0.00	57,939.00	0.00	57,939.00	0.00%	100.00%
Fund: 225	LOCAL FISCAL RECOVERY FUND	57,939.00	0.00	0.00	57,939.00	0.00	57,939.00	0.00%	100.00%
226.12.52420	OPERATING SUPPLIES	319.00	0.00	0.00	319.00	0.00	319.00	0.00%	100.00%
Dept: 12	FINANCE	319.00	0.00	0.00	319.00	0.00	319.00	0.00%	100.00%
Fund: 226	ONEOHIO OPIOID SETTLEMENT FUND	319.00	0.00	0.00	319.00	0.00	319.00	0.00%	100.00%
301.12.52301	INCOME TAX - FEES	100,000.00	2,007.58	9,488.48	90,511.52	0.00	90,511.52	9.49%	90.51%
301.12.52302	INCOME TAX-REFUNDS	100,000.00	473.52	5,372.88	94,627.12	0.00	94,627.12	5.37%	94.63%
301.12.52460	CONTINGENCY	861,784.00	0.00	0.00	861,784.00	0.00	861,784.00	0.00%	100.00%
301.12.52480	INTERFUND LOAN - BUILDINGS	0.00	0.00	0.00	0.00	0.00	0.00	0.00%	0.00%
301.12.52611	DEBT PRIN. W. BIXBY	179.00	0.00	0.00	179.00	179.00	0.00	100.00%	0.00%
301.12.52612	DEBT PRIN. - SPIEGEL	5,936.00	0.00	0.00	5,936.00	5,936.00	0.00	100.00%	0.00%
301.12.52613	DEBT PRIN. - S. HAMILTON RD	3,059.00	0.00	0.00	3,059.00	3,059.00	0.00	100.00%	0.00%
301.12.52614	DEBT PRIN. - DOWNTOWN BUILDINGS	186,000.00	0.00	0.00	186,000.00	186,000.00	0.00	100.00%	0.00%
301.12.52615	DEBT PRIN. - HENDRON ROAD	20,501.00	0.00	0.00	20,501.00	20,501.00	0.00	100.00%	0.00%
301.12.52616	DEBT PRIN - 2020 LTGO REFUNDING	267,000.00	0.00	0.00	267,000.00	267,000.00	0.00	100.00%	0.00%
301.12.52617	DEBT PRIN. 2013 ROADWAY	45,000.00	0.00	0.00	45,000.00	45,000.00	0.00	100.00%	0.00%
301.12.52618	DEBT PRIN. 2013 TOWN CENTER	50,000.00	0.00	0.00	50,000.00	50,000.00	0.00	100.00%	0.00%
301.12.52619	DEBT PRIN - 2013 LAND	5,000.00	0.00	0.00	5,000.00	5,000.00	0.00	100.00%	0.00%
301.12.52621	DEBT INT. - DOWNTOWN	79,764.00	0.00	0.00	79,764.00	79,764.00	0.00	100.00%	0.00%

MTD/YTD Current Expense Report by Fund by Dept for Year 2024 Month 03 - CITY OF GROVEPORT

Account	Description	Rev App	MTD Exp	YTD Exp	Unexp	Enc	Unenc	% Used	% Rem
301.12.52624	DEBT. INT. 2013 ROADWAY	24,850.00	0.00	0.00	24,850.00	24,850.00	0.00	100.00%	0.00%
301.12.52625	DEBT INT. - 2013 TOWN CENTER	25,825.00	0.00	0.00	25,825.00	25,825.00	0.00	100.00%	0.00%
301.12.52626	DEBT INT. - LAND ACQ	3,575.00	0.00	0.00	3,575.00	3,575.00	0.00	100.00%	0.00%
301.12.52629	DEBT INT. - 2020 LTGO REFUNDING	23,737.00	0.00	0.00	23,737.00	23,737.00	0.00	100.00%	0.00%
301.12.52633	COST OF ISSUANCE	0.00	0.00	0.00	0.00	0.00	0.00	0.00%	0.00%
301.12.52634	UNDERWRITER DISCOUNT	0.00	0.00	0.00	0.00	0.00	0.00	0.00%	0.00%
301.12.52640	DEBT PRIN. - CART PATH BAN	300,000.00	0.00	0.00	300,000.00	300,000.00	0.00	100.00%	0.00%
301.12.52641	DEBT PRIN. - W. BIXBY PH. II	11,616.00	0.00	0.00	11,616.00	11,616.00	0.00	100.00%	0.00%
Dept: 12	FINANCE	2,113,826.00	2,481.10	14,861.36	2,098,964.64	1,052,042.00	1,046,922.64	50.47%	49.53%
Fund: 301	DEBT SERVICE FUND	2,113,826.00	2,481.10	14,861.36	2,098,964.64	1,052,042.00	1,046,922.64	50.47%	49.53%
401.11.52300	CONTRACTUAL SERVICES	1,551,337.00	0.00	0.00	1,551,337.00	0.00	1,551,337.00	0.00%	100.00%
401.11.52301	INCOME TAX - FEES	100,000.00	4,015.15	18,976.93	81,023.07	0.00	81,023.07	18.98%	81.02%
401.11.52302	INCOME TAX - REFUNDS	100,000.00	947.04	10,745.77	89,254.23	0.00	89,254.23	10.75%	89.25%
401.11.52303	GOLF CARTS & GOLF MOWERS	344,758.00	339,842.59	339,842.59	4,915.41	0.02	4,915.39	98.57%	1.43%
401.11.52304	PUBLIC PARKING LOT RECON. & DESIGN	1,200,000.00	0.00	0.00	1,200,000.00	0.00	1,200,000.00	0.00%	100.00%
401.11.52305	PUBLIC WORKS BUILDING IMPROVEMENTS	62,000.00	0.00	0.00	62,000.00	0.00	62,000.00	0.00%	100.00%
401.11.52306	REC CENTER ROOF & TILE REPLACEMENT	500,000.00	0.00	0.00	500,000.00	0.00	500,000.00	0.00%	100.00%
401.11.52307	PICKLEBALL COURTS	1,400,000.00	877.50	2,833.29	1,397,166.71	1,159,657.88	237,508.83	83.04%	16.96%
401.11.52308	MUNICIPAL BUILDING HVAC	60,000.00	0.00	0.00	60,000.00	0.00	60,000.00	0.00%	100.00%
401.11.52309	TOWN HALL BOILER	90,000.00	0.00	0.00	90,000.00	58,550.00	31,450.00	65.06%	34.94%
401.11.52310	PUBLIC WORKS/SEWER VEHICLES & EQUIP.	241,000.00	0.00	235,165.00	5,835.00	0.00	5,835.00	97.58%	2.42%
401.11.52311	SENIOR TRANSPORTATION VEHICLES(2)	180,000.00	0.00	0.00	180,000.00	0.00	180,000.00	0.00%	100.00%
401.11.52312	PORT RD RECONSTRUCTION PHASE 2	132,000.00	0.00	0.00	132,000.00	56,500.00	75,500.00	42.80%	57.20%
401.11.52313	SR 317 FIREHOUSE LANE STUDY	10,000.00	0.00	0.00	10,000.00	0.00	10,000.00	0.00%	100.00%
401.11.52314	WIRT RD./MAIN ST. IMPROVEMENT STUDY	20,000.00	0.00	0.00	20,000.00	0.00	20,000.00	0.00%	100.00%
401.11.52315	MAIN & COLLEGE ST. TRAFFIC SIGNAL WIRING	30,000.00	0.00	0.00	30,000.00	0.00	30,000.00	0.00%	100.00%
401.11.52316	GOLF COURSE HVAC/PLUMBING	102,000.00	0.00	0.00	102,000.00	850.00	101,150.00	0.83%	99.17%
401.11.52442	INTERSECTION IMPROV. - CIP #6/#20-6	0.00	0.00	0.00	0.00	0.00	0.00	0.00%	0.00%
401.11.52446	MAPLE STREET STORM SEWER	285,000.00	0.00	0.00	285,000.00	0.00	285,000.00	0.00%	100.00%
401.11.52453	STREET SYSTEM PLANNING - PROJ. #22-08	0.00	0.00	0.00	0.00	0.00	0.00	0.00%	0.00%

MTD/YTD Current Expense Report by Fund by Dept for Year 2024 Month 03 - CITY OF GROVEPORT

Account	Description	Rev App	MTD Exp	YTD Exp	Unexp	Enc	Unenc	% Used	% Rem
401.11.52454	GOLF COURSE CART PATHS	0.00	442.50	442.50	(442.50)	0.00	(442.50)	0.00%	0.00%
401.11.52456	MARKETING PLACE STREET RECON - #22-04	0.00	0.00	0.00	0.00	0.00	0.00	0.00%	0.00%
401.11.52457	DIRECTOR'S BLVD. STREET RECON #22-05	65,000.00	0.00	0.00	65,000.00	44,650.00	20,350.00	68.69%	31.31%
401.11.52458	MAIN STREET CURB UPGRADE - #22-06	0.00	0.00	0.00	0.00	0.00	0.00	0.00%	0.00%
401.11.52459	ANNUAL STREET MAINT. #22-09	0.00	0.00	0.00	0.00	0.00	0.00	0.00%	0.00%
401.11.52500	KIDSPACE IMPROVEMENTS	0.00	0.00	0.00	0.00	1,500.00	(1,500.00)	0.00%	0.00%
401.11.52501	ALL TERRAIN VEHICLE - PARKS	0.00	0.00	0.00	0.00	0.00	0.00	0.00%	0.00%
401.11.52502	UTILITY TRUCK - FACILITIES	70,000.00	0.00	0.00	70,000.00	0.00	70,000.00	0.00%	100.00%
401.11.52503	TWO & HALF TON TRUCK - PUBLIC WORKS	0.00	0.00	0.00	0.00	0.00	0.00	0.00%	0.00%
401.11.52505	ROUGH MOWER - GOLF	0.00	0.00	0.00	0.00	0.00	0.00	0.00%	0.00%
401.11.52507	TRAFFIC SIGNAL - TALLMAN/GREENPOINTE	40,000.00	0.00	0.00	40,000.00	0.00	40,000.00	0.00%	100.00%
401.11.52508	RAREY'S PORT - SECOND FLOOR	660,000.00	0.00	0.00	660,000.00	0.00	660,000.00	0.00%	100.00%
401.11.52509	WERT'S GROVE - SECOND FLOOR	46,525.00	0.00	0.00	46,525.00	0.00	46,525.00	0.00%	100.00%
401.11.52510	MARKETING PLACE STREET RECON.	0.00	0.00	0.00	0.00	0.00	0.00	0.00%	0.00%
401.11.52511	ANNUAL SIDEWALK REPLACEMENT	30,000.00	0.00	0.00	30,000.00	0.00	30,000.00	0.00%	100.00%
401.11.52512	CURB RAMP UPGRADES - MAIN ST.	0.00	0.00	0.00	0.00	0.00	0.00	0.00%	0.00%
401.11.52513	STREET SYSTEM PLANNING	10,000.00	0.00	0.00	10,000.00	0.00	10,000.00	0.00%	100.00%
401.11.52514	ANNUAL STREET MAINTENANCE	600,000.00	360.00	360.00	599,640.00	103,725.00	495,915.00	17.35%	82.65%
401.11.52515	TRIPLEX MOWER - GOLF	0.00	0.00	0.00	0.00	0.00	0.00	0.00%	0.00%
401.11.52516	ANNUAL STREET MAINT. - STORM WATER	55,000.00	0.00	0.00	55,000.00	0.00	55,000.00	0.00%	100.00%
Dept: 11	ADMINISTRATION	7,984,620.00	346,484.78	608,366.08	7,376,253.92	1,425,432.90	5,950,821.02	25.47%	74.53%
Fund: 401	CAPITAL PROJECTS FUND	7,984,620.00	346,484.78	608,366.08	7,376,253.92	1,425,432.90	5,950,821.02	25.47%	74.53%
402.11.52447	FITNESS EQUIPMENT	61,137.00	0.00	0.00	61,137.00	66,197.45	(5,060.45)	108.28%	(8.28%)
402.11.52450	INDOOR POOL-ULTRAVIOLET SYSTEM	15,082.00	0.00	0.00	15,082.00	15,036.49	45.51	99.70%	0.30%
402.11.52451	FROG SLIDE IMPROVEMENTS	10,000.00	0.00	0.00	10,000.00	13,395.00	(3,395.00)	133.95%	(33.95%)
402.11.52452	SPEED/CURLY SLIDE IMPROVEMENTS	55,000.00	0.00	0.00	55,000.00	53,277.00	1,723.00	96.87%	3.13%
402.11.52460	CONTINGENCY	242,609.00	0.00	0.00	242,609.00	0.00	242,609.00	0.00%	100.00%
Dept: 11	ADMINISTRATION	383,828.00	0.00	0.00	383,828.00	147,905.94	235,922.06	38.53%	61.47%
Fund: 402	CAPITAL PROJECTS REC. CENTER	383,828.00	0.00	0.00	383,828.00	147,905.94	235,922.06	38.53%	61.47%

MTD/YTD Current Expense Report by Fund by Dept for Year 2024 Month 03 - CITY OF GROVEPORT

Account	Description	Rev App	MTD Exp	YTD Exp	Unexp	Enc	Unenc	% Used	% Rem
403.21.52300	CONTRACTUAL SERVICES - GOLF (MAINTENANCE)	236,670.00	0.00	0.00	236,670.00	0.00	236,670.00	0.00%	100.00%
403.21.52442	BACK 9 WELL PUMP & CASING	0.00	0.00	0.00	0.00	0.00	0.00	0.00%	0.00%
Dept: 21	GOLF (MAINTENANCE)	236,670.00	0.00	0.00	236,670.00	0.00	236,670.00	0.00%	100.00%
Fund: 403	GOLF RECOVERY FUND	236,670.00	0.00	0.00	236,670.00	0.00	236,670.00	0.00%	100.00%
405.13.52455	CAPITAL - INTERIOR BUILDOUT	8,432.00	0.00	0.00	8,432.00	0.00	8,432.00	0.00%	100.00%
Dept: 13	ECONOMIC DEVELOPMENT	8,432.00	0.00	0.00	8,432.00	0.00	8,432.00	0.00%	100.00%
Fund: 405	WERT'S GROVE BLDG. CONST. FUND	8,432.00	0.00	0.00	8,432.00	0.00	8,432.00	0.00%	100.00%
501.14.52110	WAGES & SALARIES	149,145.00	11,956.46	35,108.95	114,036.05	0.00	114,036.05	23.54%	76.46%
501.14.52111	DENTAL, VISION, LIFE	2,821.00	244.07	732.21	2,088.79	0.00	2,088.79	25.96%	74.04%
501.14.52112	O.P.E.R.S	25,355.00	1,975.07	6,588.53	18,766.47	0.00	18,766.47	25.99%	74.01%
501.14.52113	WORKERS COMP.	4,176.00	0.00	121.53	4,054.47	0.00	4,054.47	2.91%	97.09%
501.14.52114	MEDICARE	2,163.00	173.37	509.08	1,653.92	0.00	1,653.92	23.54%	76.46%
501.14.52116	HRA REIMBURSEMENT	19,482.00	4,557.16	9,266.90	10,215.10	0.00	10,215.10	47.57%	52.43%
501.14.52117	HEALTH CARE	103,250.00	8,822.46	26,467.38	76,782.62	0.00	76,782.62	25.63%	74.37%
501.14.52200	TRAVEL & TRANSPORT	100.00	0.00	0.00	100.00	0.00	100.00	0.00%	100.00%
501.14.52201	EDUCATIONAL EXPENSE	2,935.00	516.33	516.33	2,418.67	0.00	2,418.67	17.59%	82.41%
501.14.52202	FUEL	4,400.00	284.15	536.19	3,863.81	3,863.81	0.00	100.00%	0.00%
501.14.52300	CONTRACTUAL SERVICE	92,910.00	50.54	4,870.60	88,039.40	28,484.46	59,554.94	35.90%	64.10%
501.14.52303	CASUALTY INSURANCE	5,500.00	0.00	0.00	5,500.00	0.00	5,500.00	0.00%	100.00%
501.14.52304	I.T. SUPPORT	4,320.00	249.73	333.43	3,986.57	1,256.06	2,730.51	36.79%	63.21%
501.14.52310	UTILITIES & COMM.	42,902.00	2,602.01	5,602.28	37,299.72	30,993.72	6,306.00	85.30%	14.70%
501.14.52370	ADVERTISING	400.00	0.00	0.00	400.00	0.00	400.00	0.00%	100.00%
501.14.52420	OPERATING SUPPLIES	66,675.00	8,490.24	20,399.71	46,275.29	56,888.73	(10,613.44)	115.92%	(15.92%)
501.14.52430	MAINTENANCE-REPAIR	28,000.00	464.78	464.78	27,535.22	18,985.22	8,550.00	69.46%	30.54%
501.14.52431	VEHICLE MAINT. & REPAIR	1,500.00	0.00	0.00	1,500.00	0.00	1,500.00	0.00%	100.00%
501.14.52450	TRANSFERS OUT - TERMINATION FUND	1,300.00	0.00	1,300.00	0.00	0.00	0.00	100.00%	0.00%
501.14.52460	CONTINGENCY	470,649.00	0.00	0.00	470,649.00	0.00	470,649.00	0.00%	100.00%
501.14.52610	PRINCIPAL 2014 LTGO BONDS	80,000.00	0.00	0.00	80,000.00	0.00	80,000.00	0.00%	100.00%
501.14.52611	2020 LTGO BONDS - PRINCIPAL	60,000.00	0.00	0.00	60,000.00	60,000.00	0.00	100.00%	0.00%
501.14.52620	INTEREST 2014 LTGO BONDS	97,838.00	0.00	0.00	97,838.00	0.00	97,838.00	0.00%	100.00%
501.14.52621	2020 LTGO BONDS - INTEREST	5,437.00	0.00	0.00	5,437.00	5,437.00	0.00	100.00%	0.00%
Dept: 14	PUBLIC SERVICE	1,271,258.00	40,386.37	112,817.90	1,158,440.10	205,909.00	952,531.10	25.07%	74.93%

MTD/YTD Current Expense Report by Fund by Dept for Year 2024 Month 03 - CITY OF GROVEPORT

Account	Description	Rev App	MTD Exp	YTD Exp	Unexp	Enc	Unenc	% Used	% Rem
501.31.52431	FACILITY MAINT. CONTRACTS	0.00	0.00	354.00	(354.00)	1,206.00	(1,560.00)	0.00%	0.00%
Dept: 31	FACILITIES MANAGEMENT	0.00	0.00	354.00	(354.00)	1,206.00	(1,560.00)	0.00%	0.00%
Fund: 501	WATER FUND	1,271,258.00	40,386.37	113,171.90	1,158,086.10	207,115.00	950,971.10	25.19%	74.81%
502.14.52110	WAGES & SALARIES	36,888.00	2,944.47	8,714.41	28,173.59	0.00	28,173.59	23.62%	76.38%
502.14.52111	DENTAL,VISION,LIFE	803.00	69.58	208.74	594.26	0.00	594.26	26.00%	74.00%
502.14.52112	O.P.E.R.S	6,271.00	450.33	1,479.85	4,791.15	0.00	4,791.15	23.60%	76.40%
502.14.52113	WORKERS COMP.	1,033.00	0.00	72.41	960.59	0.00	960.59	7.01%	92.99%
502.14.52114	MEDICARE	534.00	42.70	126.36	407.64	0.00	407.64	23.66%	76.34%
502.14.52116	HRA REIMBURSEMENT	5,157.00	911.43	1,853.37	3,303.63	0.00	3,303.63	35.94%	64.06%
502.14.52117	HEALTH CARE	27,532.00	2,335.35	7,006.05	20,525.95	0.00	20,525.95	25.45%	74.55%
502.14.52201	EDUCATIONAL	890.00	516.33	516.33	373.67	150.00	223.67	74.87%	25.13%
502.14.52202	FUEL	1,500.00	134.03	261.01	1,238.99	1,238.99	0.00	100.00%	0.00%
502.14.52300	CONTRACTUAL SERVICE	9,660.00	0.00	7,593.03	2,066.97	0.00	2,066.97	78.60%	21.40%
502.14.52302	SEWER USAGE CHARGE	470,000.00	0.00	109,824.39	360,175.61	360,175.61	0.00	100.00%	0.00%
502.14.52303	CLEAN RIVER CHARGE	90,000.00	0.00	22,851.40	67,148.60	67,148.60	0.00	100.00%	0.00%
502.14.52310	UTILITIES & COMM.	16,000.00	771.95	1,545.57	14,454.43	7,454.43	7,000.00	56.25%	43.75%
502.14.52420	OPERATING SUPPLIES	1,725.00	34.76	123.86	1,601.14	1,441.37	159.77	90.74%	9.26%
502.14.52430	MAINT. & REPAIRS	34,600.00	0.00	2,092.69	32,507.31	30,607.31	1,900.00	94.51%	5.49%
502.14.52440	LIFT STATION GENERATORS - ARPA	0.00	0.00	0.00	0.00	0.00	0.00	0.00%	0.00%
502.14.52450	TRANSFERS OUT - TERMINATION FUND	200.00	0.00	200.00	0.00	0.00	0.00	100.00%	0.00%
502.14.52460	CONTINGENCY	6,761.00	0.00	0.00	6,761.00	0.00	6,761.00	0.00%	100.00%
Dept: 14	PUBLIC SERVICE	709,554.00	8,210.93	164,469.47	545,084.53	468,216.31	76,868.22	89.17%	10.83%
Fund: 502	SANITARY SEWER FUND	709,554.00	8,210.93	164,469.47	545,084.53	468,216.31	76,868.22	89.17%	10.83%
503.14.52444	CAPITAL-FIRE HYDRANT FITTINGS	10,000.00	0.00	0.00	10,000.00	0.00	10,000.00	0.00%	100.00%
503.14.52445	WATER PLANT FENCE	22,000.00	0.00	0.00	22,000.00	15,225.00	6,775.00	69.20%	30.80%
503.14.52446	CAPITAL - FIRE HYDRANTS	0.00	0.00	0.00	0.00	0.00	0.00	0.00%	0.00%
503.14.52447	CROOKED ALLEY/CHERRY ST. WATER MAIN	21,600.00	0.00	0.00	21,600.00	0.00	21,600.00	0.00%	100.00%
503.14.52460	CONTINGENCY	762,205.00	0.00	0.00	762,205.00	0.00	762,205.00	0.00%	100.00%
503.14.52610	OPWC HENDRON RD-PRIN	10,472.00	0.00	0.00	10,472.00	10,472.00	0.00	100.00%	0.00%
Dept: 14	PUBLIC SERVICE	826,277.00	0.00	0.00	826,277.00	25,697.00	800,580.00	3.11%	96.89%
Fund: 503	WATER CAPITAL FUND	826,277.00	0.00	0.00	826,277.00	25,697.00	800,580.00	3.11%	96.89%

MTD/YTD Current Expense Report by Fund by Dept for Year 2024 Month 03 - CITY OF GROVEPORT

Account	Description	Rev App	MTD Exp	YTD Exp	Unexp	Enc	Unenc	% Used	% Rem
504.14.52300	CONTRACTUAL SERVICE	400,000.00	0.00	14,206.00	385,794.00	0.00	385,794.00	3.55%	96.45%
504.14.52443	GENERATORS - CIP #35	0.00	0.00	0.00	0.00	0.00	0.00	0.00%	0.00%
504.14.52444	SEWER MAINTENANCE PROGRAM	50,000.00	0.00	0.00	50,000.00	0.00	50,000.00	0.00%	100.00%
504.14.52449	CAPITAL - FORCE MAIN REPLACE - #21-11	0.00	0.00	0.00	0.00	0.00	0.00	0.00%	0.00%
504.14.52451	MAIN LINE SPOT REPAIR	20,000.00	0.00	0.00	20,000.00	0.00	20,000.00	0.00%	100.00%
504.14.52452	ELMONT FORCE MAIN PHASE 3A	278,000.00	0.00	0.00	278,000.00	0.00	278,000.00	0.00%	100.00%
504.14.52454	LIFT STATION GENERATORS	88,500.00	0.00	0.00	88,500.00	0.00	88,500.00	0.00%	100.00%
504.14.52460	CONTINGENCY	338,154.00	0.00	0.00	338,154.00	0.00	338,154.00	0.00%	100.00%
Dept: 14	PUBLIC SERVICE	1,174,654.00	0.00	14,206.00	1,160,448.00	0.00	1,160,448.00	1.21%	98.79%
Fund: 504	SEWER CAPITAL FUND	1,174,654.00	0.00	14,206.00	1,160,448.00	0.00	1,160,448.00	1.21%	98.79%
505.14.52110	WAGES & SALARIES	273,932.00	20,472.17	61,023.80	212,908.20	0.00	212,908.20	22.28%	77.72%
505.14.52111	DENTAL,VISION,LIFE	4,978.00	413.56	1,166.80	3,811.20	0.00	3,811.20	23.44%	76.56%
505.14.52112	O.P.E.R.S	47,052.00	3,428.59	11,409.13	35,642.87	0.00	35,642.87	24.25%	75.75%
505.14.52113	WORKERS COMP.	7,671.00	0.00	617.17	7,053.83	0.00	7,053.83	8.05%	91.95%
505.14.52114	MEDICARE	3,972.00	296.85	884.87	3,087.13	0.00	3,087.13	22.28%	77.72%
505.14.52116	HRA REIMBURSEMENT	30,330.00	1,915.67	4,507.53	25,822.47	0.00	25,822.47	14.86%	85.14%
505.14.52117	HEALTH CARE	157,494.00	12,034.69	36,104.05	121,389.95	0.00	121,389.95	22.92%	77.08%
505.14.52200	TRAVEL & TRANSPORT	2,000.00	0.00	0.00	2,000.00	451.55	1,548.45	22.58%	77.42%
505.14.52201	EDUCATIONAL EXPENSE	5,980.00	438.85	438.85	5,541.15	0.00	5,541.15	7.34%	92.66%
505.14.52202	FUEL	500.00	0.00	0.00	500.00	0.00	500.00	0.00%	100.00%
505.14.52300	CONTRACTUAL SERVICE	57,060.00	5.76	2,550.01	54,509.99	35,000.00	19,509.99	65.81%	34.19%
505.14.52301	REVIEW FEES - STORM FEES	50,000.00	900.00	1,350.00	48,650.00	7,290.00	41,360.00	17.28%	82.72%
505.14.52302	REFUNDS	1,500.00	0.00	0.00	1,500.00	0.00	1,500.00	0.00%	100.00%
505.14.52310	UTILITIES & COMM.	1,300.00	138.05	191.88	1,108.12	408.12	700.00	46.15%	53.85%
505.14.52370	ADVERTISING	500.00	0.00	0.00	500.00	0.00	500.00	0.00%	100.00%
505.14.52420	OPERATING SUPPLIES	38,750.00	108.92	214.98	38,535.02	22,390.13	16,144.89	58.34%	41.66%
505.14.52430	MAINTENANCE-REPAIR	16,100.00	0.00	0.00	16,100.00	7,000.00	9,100.00	43.48%	56.52%
505.14.52437	CAPITAL - MAIN ST. CURB UPGRADE	8,000.00	0.00	0.00	8,000.00	0.00	8,000.00	0.00%	100.00%
505.14.52438	CAPITAL - BROOK ALLEY PH. 2 - #21-14	0.00	0.00	0.00	0.00	0.00	0.00	0.00%	0.00%
505.14.52439	CAPITAL - HANSTEIN DRAINAGE	20,000.00	0.00	0.00	20,000.00	0.00	20,000.00	0.00%	100.00%
505.14.52441	BRIDGES	20,000.00	0.00	0.00	20,000.00	0.00	20,000.00	0.00%	100.00%
505.14.52443	HENDRON DITCH & PUMP STATION	50,000.00	0.00	0.00	50,000.00	0.00	50,000.00	0.00%	100.00%
505.14.52450	TRANSFERS OUT - TERMINATION FUND	200.00	0.00	200.00	0.00	0.00	0.00	100.00%	0.00%

MTD/YTD Current Expense Report by Fund by Dept for Year 2024 Month 03 - CITY OF GROVEPORT

Account	Description	Rev App	MTD Exp	YTD Exp	Unexp	Enc	Unenc	% Used	% Rem
505.14.52460	CONTINGENCY	176,372.00	0.00	0.00	176,372.00	0.00	176,372.00	0.00%	100.00%
505.14.52610	OPWC WEST BIXBY - PRIN.	4,194.00	0.00	0.00	4,194.00	4,194.00	0.00	100.00%	0.00%
505.14.52611	OPWC HENDRON RD - PRIN.	6,622.00	0.00	0.00	6,622.00	6,622.00	0.00	100.00%	0.00%
505.14.52612	OPWC W. BIXBY PH. II - PRIN.	2,725.00	0.00	0.00	2,725.00	2,725.00	0.00	100.00%	0.00%
505.14.52700	TRANSFERS OUT - TERMINATION	0.00	0.00	0.00	0.00	0.00	0.00	0.00%	0.00%
Dept: 14	PUBLIC SERVICE	987,232.00	40,153.11	120,659.07	866,572.93	86,080.80	780,492.13	20.94%	79.06%
Fund: 505	STORM WATER FUND	987,232.00	40,153.11	120,659.07	866,572.93	86,080.80	780,492.13	20.94%	79.06%
506.14.52430	MAINTENANCE-REPAIR	1,058,858.00	0.00	0.00	1,058,858.00	0.00	1,058,858.00	0.00%	100.00%
506.14.52451	HYDRANT STORTZ FITTING	10,000.00	0.00	0.00	10,000.00	9,843.52	156.48	98.44%	1.56%
Dept: 14	PUBLIC SERVICE	1,068,858.00	0.00	0.00	1,068,858.00	9,843.52	1,059,014.48	0.92%	99.08%
Fund: 506	COLUMBUS WATER MAINT. FUND	1,068,858.00	0.00	0.00	1,068,858.00	9,843.52	1,059,014.48	0.92%	99.08%
702.32.52300	CONTRACTUAL SERVICES	110,346.00	0.00	8,490.00	101,856.00	0.00	101,856.00	7.69%	92.31%
Dept: 32	ENGINEERING	110,346.00	0.00	8,490.00	101,856.00	0.00	101,856.00	7.69%	92.31%
Fund: 702	SURETY BOND FUND	110,346.00	0.00	8,490.00	101,856.00	0.00	101,856.00	7.69%	92.31%
703.30.52330	TOWNSHIP INSPECTIONS	28,137.00	0.00	2,698.84	25,438.16	0.00	25,438.16	9.59%	90.41%
Dept: 30	BUILDING & ZONING	28,137.00	0.00	2,698.84	25,438.16	0.00	25,438.16	9.59%	90.41%
Fund: 703	TOWNSHIP INSPECTIONS	28,137.00	0.00	2,698.84	25,438.16	0.00	25,438.16	9.59%	90.41%
704.30.52331	ESCROW ENGINEERING	171,962.00	0.00	0.00	171,962.00	28,450.00	143,512.00	16.54%	83.46%
704.30.52332	REFUNDS	20,000.00	0.00	0.00	20,000.00	0.00	20,000.00	0.00%	100.00%
Dept: 30	BUILDING & ZONING	191,962.00	0.00	0.00	191,962.00	28,450.00	163,512.00	14.82%	85.18%
Fund: 704	ESCROW INSPECTIONS & ENGIN.	191,962.00	0.00	0.00	191,962.00	28,450.00	163,512.00	14.82%	85.18%
706.14.52420	OPERATING SUPPLIES	0.00	0.00	0.00	0.00	0.00	0.00	0.00%	0.00%
706.14.52440	CAPITAL - FENCE PAINTING	13,000.00	0.00	0.00	13,000.00	0.00	13,000.00	0.00%	100.00%
706.14.52460	CONTINGENCY	88,006.00	0.00	0.00	88,006.00	0.00	88,006.00	0.00%	100.00%
Dept: 14	PUBLIC SERVICE	101,006.00	0.00	0.00	101,006.00	0.00	101,006.00	0.00%	100.00%
Fund: 706	CEMETERY PERPETUAL CARE FUND	101,006.00	0.00	0.00	101,006.00	0.00	101,006.00	0.00%	100.00%

MTD/YTD Current Expense Report by Fund by Dept for Year 2024 Month 03 - CITY OF GROVEPORT

Account	Description	Rev App	MTD Exp	YTD Exp	Unexp	Enc	Unenc	% Used	% Rem
707.14.52300	CONTRACTUAL SERVICE	2,000.00	0.00	0.00	2,000.00	0.00	2,000.00	0.00%	100.00%
707.14.52420	OPERATING SUPPLIES	50,000.00	0.00	0.00	50,000.00	330.00	49,670.00	0.66%	99.34%
707.14.52460	CONTINGENCY	62,898.00	0.00	0.00	62,898.00	0.00	62,898.00	0.00%	100.00%
Dept: 14	PUBLIC SERVICE	114,898.00	0.00	0.00	114,898.00	330.00	114,568.00	0.29%	99.71%
Fund: 707	TREE FUND	114,898.00	0.00	0.00	114,898.00	330.00	114,568.00	0.29%	99.71%
708.12.52300	CONTRACTUAL SERVICES	79,759.00	3,791.79	25,093.67	54,665.33	0.00	54,665.33	31.46%	68.54%
Dept: 12	FINANCE	79,759.00	3,791.79	25,093.67	54,665.33	0.00	54,665.33	31.46%	68.54%
Fund: 708	FLEXIBLE SPENDING FUND	79,759.00	3,791.79	25,093.67	54,665.33	0.00	54,665.33	31.46%	68.54%
709.12.52300	EMPLOYEE CONTRIB. - LIFE INSURANCE	7,661.00	1,163.63	3,127.94	4,533.06	0.00	4,533.06	40.83%	59.17%
709.12.52305	EMPLOYEE CONTRIBUTIONS-CHRISTMAS CLUB	76,000.00	0.00	0.00	76,000.00	0.00	76,000.00	0.00%	100.00%
Dept: 12	FINANCE	83,661.00	1,163.63	3,127.94	80,533.06	0.00	80,533.06	3.74%	96.26%
Fund: 709	EMPLOYEE WITHHOLDING FUND	83,661.00	1,163.63	3,127.94	80,533.06	0.00	80,533.06	3.74%	96.26%
706 Accts		53,959,029.00	2,232,618.75	6,199,214.12	47,759,814.88	9,876,535.42	37,883,279.46	29.79%	70.21%