

FINANCIAL REPORT
OF THE
CITY OF GROVEPORT, OHIO
FOR THE YEAR-TO-DATE ENDED
FEBRUARY 28, 2025



the City of
Groveport
OHIO



MUNICIPAL BUILDING
655 Blacklick St.
Groveport, OH 43125
614.836.5301
www.groveport.org

March 11, 2025

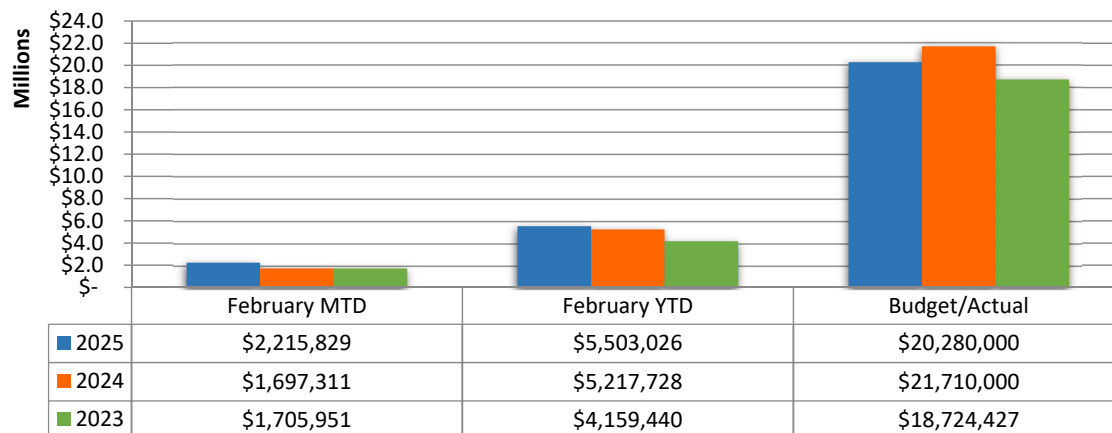
Council, Mayor and City Administrator
City of Groveport
655 Blacklick Street
Groveport, Ohio 43125

The following is a summary of financial activity for the year-to-date (YTD) February 28, 2025:

FINANCIAL SUMMARY

- General Fund balance was \$22,290,706 at February 28, 2025, or \$5,371,400 higher than February 28, 2024.
- The Recreation Fund and Golf Course have historically operated at losses. In order to “break-even” annual transfers from the General Fund are necessary. Through the YTD February 2025, Recreation Fund operational receipts were lower by \$2,450.65 and Golf Course Fund receipts were lower by \$9,694.11 when compared to the prior year.
- The City invested an additional \$1,331,978 in U.S Treasury Notes yielding 4.00%. Interest earnings year-to-date February 2025 were \$267,803, or \$16,209 higher than prior year of \$251,594.

INCOME TAX COLLECTIONS – ALL FUNDS



Income tax collections for the year-to-date February 28, 2025 were \$5,503,026, or 27% of the 2025 budget and were \$285,298, or 5% higher when compared to the prior year.

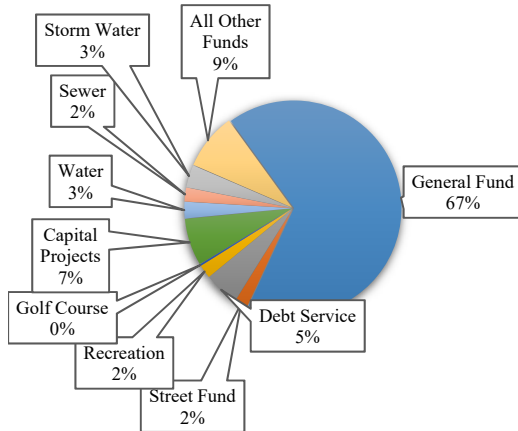
Payment Type	YTD Feb. 2025 Amount	YTD Feb. 2024 Amount	Increase (Decrease)	% Change
Withholding	\$2,719,978	\$2,763,655	(\$43,677)	(2%)
Net Profit	2,723,736	2,401,084	322,652	13%
Individual	59,312	52,989	6,323	12%
Total	\$5,503,026	\$5,217,728	\$285,298	5%

Town Hall 648 Main Street, Groveport, OH 43125
Groveport Recreation & Aquatic Center 7370 Groveport Road, Groveport, OH 43125
Public Works Facility 7400 Groveport Road, Groveport, OH 43125
Groveport Municipal Golf Course 1005 Richardson Road, Groveport, OH 43125
Police Department 5690 Clyde Moore Drive, Groveport, OH 43125

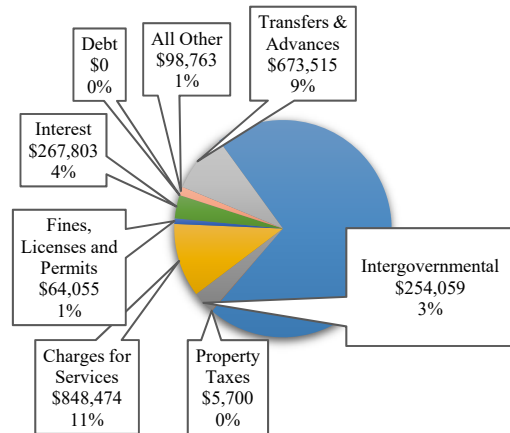
REVENUES

Income tax revenues comprised the largest portion of total revenues year-to-date, or 71% of all revenues exclusive of debt proceeds. Revenues were \$634,694 higher when compared to YTD February 2024 primarily attributed to higher income tax as well as higher transfers and advances between funds.

TOTAL YTD REVENUE BY FUND - ALL FUNDS

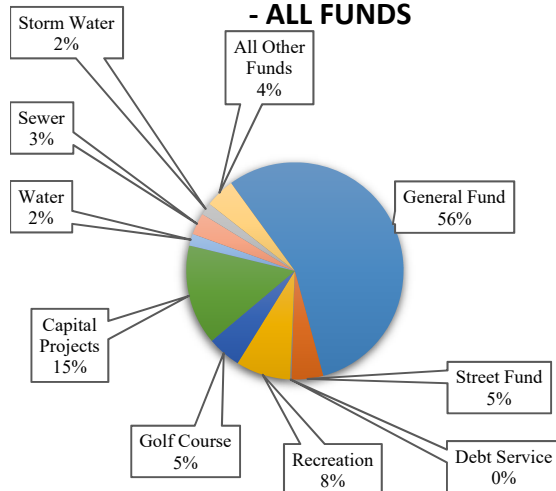


TOTAL YTD REVENUES BY TYPE

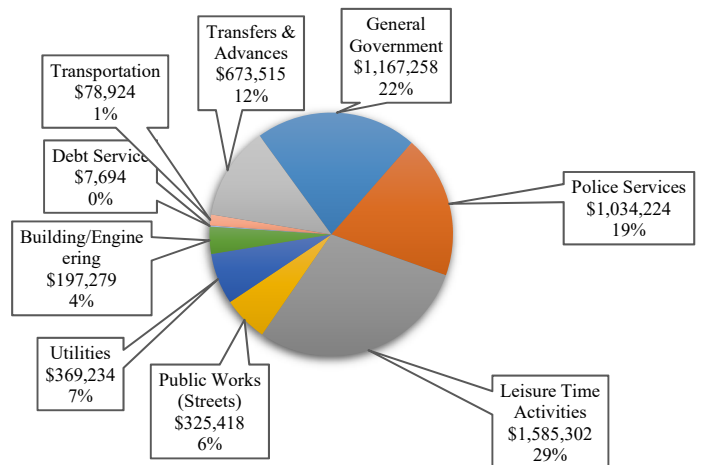


EXPENDITURES

TOTAL YTD EXPENDITURES BY FUND - ALL FUNDS



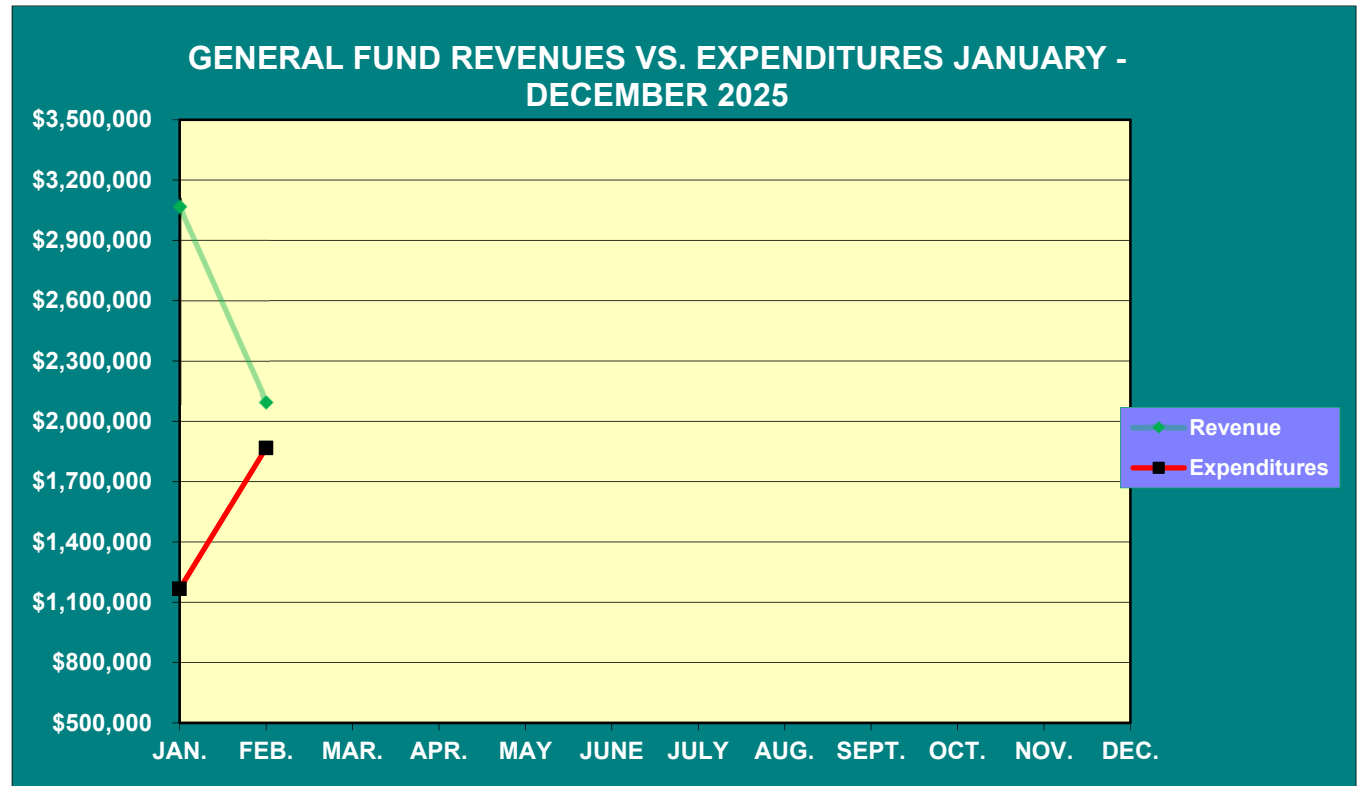
TOTAL YTD EXPENDITURES BY TYPE



Total expenditures were \$1,055,567 higher when compared to YTD February 2024 which was primarily attributed higher salary and benefit costs, higher capital project fund (401) expenditures by \$472,865, and also the purchase of capital equipment totaling \$61,839 from the Recreation Center Capital Projects Fund.

GENERAL FUND OPERATIONS

Through February 2025, General Fund revenues were \$269,770 higher and expenditures were \$427,830 higher, respectively when compared to YTD February 2024.



General Fund balance was \$22,290,706 at February 28, 2025, or \$5,371,400 higher than February 28, 2024. Unencumbered cash (cash less outstanding encumbrances) was \$20,326,466.

OPERATING PROFIT/LOSS – SIGNIFICANT FUNDS

The City provides certain services to the community where the revenues generated by these departments are not sufficient to cover operating costs. In order to maintain positive fund balances (and maintain compliance with the Ohio Revised Code) the General Fund transfers revenues received (primarily income taxes) to address these deficits. The following is a summary of financial activity through December 31, 2025:

	Street Fund	Recreation & Aquatic Fund	Golf Course Fund	Transportation Services Fund	Senior Center Fund
Receipts	\$ 150,471	\$ 155,849	\$ 19,980	\$ -	\$ 2,976
Expenditures	257,738	441,440	274,643	41,460	28,078
Operating Income (Loss)	(107,267)	(285,591)	(254,663)	(41,460)	(25,102)
Transfers from General Fund	-	-	-	150,000	100,000
Beginning Fund Balance	133,593	199,576	40,422	15,199	12,511
Fund Balance - YTD	<u>\$ 26,326</u>	<u>\$ (86,015)</u>	<u>\$ (214,241)</u>	<u>\$ 123,739</u>	<u>\$ 87,409</u>

Below is a comparison of receipts received for February 2025 and 2024 for the Recreation and Golf Course Funds:

RECREATION FUND RECEIPTS			
	YTD Feb. 2025	YTD Feb. 2024	Increase (Decrease)
Recreation Fund Receipts			
AC Indoor	\$ 12,370.00	\$ 10,260.00	\$ 2,110.00
AC Membership Fees	405.00	-	405.00
RC Membership Fees	113,054.49	116,875.29	(3,820.80)
Senior Center Day Trip Fees	-	-	-
Recreation Program Fee	290.00	1,105.00	(815.00)
Recreation Athletics	2,071.67	4,893.50	(2,821.83)
RC Silver Sneakers	16,383.00	14,166.00	2,217.00
RC Optum Fitness	4,920.00	3,844.00	1,076.00
CBUS Radio Group Coupons	-	-	-
Fitness Instructors	10,770.50	11,781.33	(1,010.83)
RC Capital - Contra Revenue Account	(8,202.58)	(8,331.55)	128.97
Miscellaneous	-	30.00	(30.00)
BWC Employer Refund	316.69	205.85	110.84
Health Care Contribution	3,470.16	3,470.16	-
Total Receipts, Net of Transfers from General Fund	<u>\$ 155,848.93</u>	<u>\$ 158,299.58</u>	<u>\$ (2,450.65)</u>
Transfers In	<u>\$ -</u>	<u>\$ -</u>	<u>-</u>
Total Recreation Receipts	<u><u>\$ 155,848.93</u></u>	<u><u>\$ 158,299.58</u></u>	<u><u>\$ (2,450.65)</u></u>

GOLF COURSE FUND RECEIPTS			
	YTD Feb. 2025	YTD Feb. 2024	Increase (Decrease)
Golf Course Receipts			
Golf Course Contra Revenue	\$ (617.96)	\$ (917.77)	\$ 299.81
Golf	5,705.80	16,245.07	(10,539.27)
Golf Concessions	9,180.92	8,645.00	535.92
Golf Gift Certificate	-	-	-
Credit Card Surcharge	91.77	376.21	(284.44)
Miscellaneous	-	-	-
BWC Employer Refund	226.14	180.09	46.05
Health Care Contribution	5,393.76	5,145.94	247.82
Total Receipts, Net of Transfers from General Fund	<u>\$ 19,980.43</u>	<u>\$ 29,674.54</u>	<u>\$ (9,694.11)</u>
Bond Anticipation Note Proceeds	<u>\$ -</u>	<u>\$ -</u>	<u>-</u>
Transfers In	<u>-</u>	<u>-</u>	<u>-</u>
Total Golf Course Receipts	<u><u>\$ 19,980.43</u></u>	<u><u>\$ 29,674.54</u></u>	<u><u>\$ (9,694.11)</u></u>

The Recreation Fund and Golf Course have historically operated at losses. In order to “break-even” annual transfers from the General Fund are necessary. Through the YTD February 2025, Recreation Fund operational receipts were lower by \$2,450.65 and Golf Course Fund receipts were lower by \$9,694.11 when compared to the prior year.

CITY OF GROVEPORT
CASH RECONCILIATION AND INVESTMENTS
YEAR TO DATE FEBRUARY 28, 2025

BANK BALANCES			FUND BALANCES		
Huntington Bank:			General Fund	\$	24,757,372.29
Budgetary Account	\$	2,484,707.73	Special Revenue Funds		1,400,800.24
Flexible Spending Account		30,826.14	Debt Service Funds		1,660,486.62
Payroll Account		<u>-</u>	Capital Project Funds		5,271,594.14
Total Bank Balances			Enterprise Funds		4,165,447.01
		2,515,533.87	Custodial Funds		<u>545,297.97</u>
INVESTMENTS			TOTAL FUND BALANCES		
STAR Ohio		12,381,827.46		\$	<u>37,800,998.27</u>
FHLMC		1,490,375.00			
Federal Home Loan Bank		3,738,000.00			
Negotiable CDs		13,104,434.00			
U.S. Treasury Notes		4,588,314.77			
First American Govt. Obligation		<u>22,008.39</u>			
Total Investments					
		35,324,959.62			
RECONCILING ITEMS					
Outstanding Checks		(41,757.12)			
Deposits in Transit		<u>2,261.90</u>			
Total Reconciling Items					
		(39,495.22)			
RECONCILED BALANCE					
	\$	37,800,998.27			

CITY OF GROVEPORT
CASH RECONCILIATION AND INVESTMENTS
YEAR TO DATE FEBRUARY 28, 2025

Weighted Average Maturity
02/28/2025

Investments:	Interest Rate	Maturity Date	Time to Maturity (in years)	Cost	Market Value	Weighted Avg. Calculation	Category
Federal Home Loan Bank	0.450%	2/17/2026	0.97	1,750,000.00	1,699,967.50	0.05	7 to 12 Months
Federal Home Loan Bank	4.200%	5/25/2027	2.24	988,000.00	999,330.00	0.06	Greater than 24 Months
Federal Home Loan Bank	4.650%	1/22/2029	3.90	1,000,000.00	1,000,970.00	0.11	Greater than 24 Months
Federal Home Loan Mortgage Corporation	4.400%	8/25/2027	2.49	495,335.00	499,850.00	0.04	Greater than 24 Months
Federal Home Loan Mortgage Corporation	4.850%	7/9/2029	4.36	497,750.00	499,770.00	0.06	Greater than 24 Months
Federal Home Loan Mortgage Corporation	4.550%	6/20/2028	3.31	497,290.00	499,775.00	0.05	Greater than 24 Months
U.S. Treasury Notes	Zero Coupon	5/31/2025	0.25	507,568.75	514,893.60	0.00	6 Months or Less
U.S. Treasury Notes	4.000%	10/31/2029	4.67	1,094,113.28	1,099,054.00	0.15	Greater than 24 Months
U.S. Treasury Notes	4.250%	1/30/2030	4.92	118,929.37	121,256.40	0.02	Greater than 24 Months
U.S. Treasury Notes	2.750%	5/31/2029	4.25	505,068.75	513,696.60	0.06	Greater than 24 Months
U.S. Treasury Notes	3.875%	12/31/2029	4.84	593,296.88	596,178.00	0.08	Greater than 24 Months
U.S. Treasury Notes	4.000%	2/28/2030	5.00	738,681.50	749,880.00	0.11	Greater than 24 Months
U.S. Treasury Notes	3.875%	9/30/2029	4.59	1,030,656.24	1,033,905.60	0.13	Greater than 24 Months
Negotiable CDs - KS StateBank	5.300%	11/7/2025	0.69	245,000.00	246,768.90	0.00	7 to 12 Months
Negotiable CDs - Bank of America, National Assoc.	5.400%	11/10/2025	0.70	245,000.00	246,935.50	0.00	7 to 12 Months
Negotiable CDs - Morgan Stanley Private Bank, National	3.150%	5/19/2025	0.22	245,000.00	244,326.25	0.00	6 Months or Less
Negotiable CDs - First Premier Bank	5.300%	11/10/2025	0.70	245,000.00	246,626.80	0.00	7 to 12 Months
Negotiable CDs - Clinton Bank	5.250%	11/10/2025	0.70	245,000.00	246,675.80	0.00	7 to 12 Months
Negotiable CDs - Optum Bank, Inc.	5.350%	11/17/2025	0.72	245,000.00	246,908.55	0.01	7 to 12 Months
Negotiable CDs - Bridgewater Bank	5.200%	5/4/2026	1.18	245,000.00	247,695.00	0.01	13 to 18 Months
Negotiable CDs - UBS Bank USA	5.150%	11/2/2026	1.68	245,000.00	248,630.90	0.01	19 to 24 Months
Negotiable CDs - Farmers Merchant Bank	5.300%	11/3/2025	0.68	245,000.00	246,702.75	0.00	7 to 12 Months
Negotiable CDs - First Citizens National Bank	3.500%	10/4/2028	3.60	249,000.00	249,135.00	0.03	Greater than 24 Months
Negotiable CDs - Dart Bank	3.100%	12/22/2025	0.81	250,000.00	247,702.50	0.01	7 to 12 Months
Negotiable CDs - Crown Bank	4.350%	12/29/2025	0.83	250,000.00	250,150.00	0.01	7 to 12 Months
Negotiable CDs - Capital One Bank (USA)	1.600%	4/8/2025	0.11	237,209.00	244,260.10	0.00	6 Months or Less
Negotiable CDs - Synchrony Bank	3.100%	5/20/2025	0.22	245,000.00	244,289.50	0.00	6 Months or Less
Negotiable CDs - Medallion Bank	0.750%	6/30/2025	0.33	5,000.00	4,940.15	0.00	6 Months or Less
Negotiable CDs - State Bank of Texas	5.000%	8/29/2025	0.50	250,000.00	250,827.50	0.00	6 Months or Less
Negotiable CDs - Availa Bank	5.000%	8/29/2025	0.50	250,000.00	250,827.50	0.00	6 Months or Less
Negotiable CDs - Merrick Bank	5.050%	8/29/2025	0.50	250,000.00	250,890.00	0.00	6 Months or Less
Negotiable CDs - Security Bank & Trust	5.050%	8/29/2025	0.50	244,000.00	244,846.68	0.00	6 Months or Less
Negotiable CDs - Flagstar Bank N.A.	4.650%	12/29/2025	0.83	244,000.00	244,756.40	0.01	7 to 12 Months
Negotiable CDs - Enterprise Bank	4.400%	1/30/2026	0.92	250,000.00	250,312.50	0.01	7 to 12 Months
Negotiable CDs - Dallas Capital Bank	4.350%	1/30/2026	0.92	245,000.00	245,245.00	0.01	7 to 12 Months
Negotiable CDs - Bank Hapoalim B.M.	4.450%	2/2/2026	0.93	245,000.00	245,470.40	0.01	7 to 12 Months
Negotiable CDs - Bank of Hope	4.250%	2/2/2026	0.93	245,000.00	245,024.50	0.01	7 to 12 Months
Negotiable CDs - Haven Savings Bank	4.350%	2/6/2026	0.94	245,000.00	245,139.65	0.01	7 to 12 Months
Negotiable CDs - Commercial Bank	4.250%	4/30/2026	1.17	250,000.00	249,952.50	0.01	13 to 18 Months
Negotiable CDs - 1st Financial Bank USA	4.200%	7/31/2026	1.42	250,000.00	249,872.50	0.01	13 to 18 Months
Negotiable CDs - State Bank of Toledo	4.150%	7/31/2026	1.42	250,000.00	249,700.00	0.01	13 to 18 Months
Negotiable CDs - BMW Bank of North America	4.200%	7/31/2026	1.42	245,000.00	244,757.45	0.01	13 to 18 Months
Negotiable CDs - First Credit Bank	3.950%	1/25/2027	1.91	250,000.00	249,135.00	0.01	19 to 24 Months
Negotiable CDs - Heartland Bank	4.050%	1/29/2027	1.92	250,000.00	249,100.00	0.01	19 to 24 Months
Negotiable CDs - Wells Fargo Bank	4.200%	1/29/2027	1.92	250,000.00	249,762.50	0.01	19 to 24 Months
Negotiable CDs - Sauk Valley Bank	4.150%	1/29/2027	1.92	250,000.00	249,560.00	0.01	19 to 24 Months

CITY OF GROVEPORT
CASH RECONCILIATION AND INVESTMENTS
YEAR TO DATE FEBRUARY 28, 2025

Investments:	Interest Rate	Maturity Date	Time to Maturity (in years)	Cost	Market Value	Weighted Avg. Calculation	Category
Negotiable CDs - BNY Mellon	4.050%	1/29/2027	1.92	245,000.00	244,064.10	0.01	19 to 24 Months
Negotiable CDs - Farmers & Merchant Trust	4.150%	2/1/2027	1.93	250,000.00	249,557.50	0.01	19 to 24 Months
Negotiable CDs - Milestone Bank	4.050%	7/30/2027	2.42	245,000.00	243,779.90	0.02	Greater than 24 Months
Negotiable CDs - EnerBank USA	0.800%	7/24/2026	1.40	226,225.00	238,270.00	0.01	13 to 18 Months
Negotiable CDs - International Bank Chicago	4.000%	12/28/2026	1.83	250,000.00	248,885.00	0.01	19 to 24 Months
Negotiable CDs - CalPrivate Bank	4.000%	12/29/2026	1.83	250,000.00	248,885.00	0.01	19 to 24 Months
Negotiable CDs - Kensington Bank	5.150%	3/21/2029	4.06	250,000.00	250,160.00	0.03	Greater than 24 Months
Negotiable CDs - BOM Bank	5.350%	6/25/2029	4.32	250,000.00	250,717.50	0.03	Greater than 24 Months
Negotiable CDs - Genesee Regional Bank	4.000%	12/29/2026	1.83	245,000.00	243,848.50	0.01	19 to 24 Months
Negotiable CDs - John Marshall Bank	3.800%	3/22/2027	2.06	250,000.00	247,780.00	0.01	Greater than 24 Months
Negotiable CDs - Security Financial Bank	3.750%	9/7/2027	2.52	250,000.00	247,000.00	0.02	Greater than 24 Months
Negotiable CDs - Coulee Bank	3.700%	9/9/2027	2.53	250,000.00	246,670.00	0.02	Greater than 24 Months
Negotiable CDs - First Merchant Bank	3.750%	9/10/2027	2.53	245,000.00	242,580.78	0.02	Greater than 24 Months
Negotiable CDs - Ally Bank	3.750%	9/27/2027	2.58	249,000.00	245,952.24	0.02	Greater than 24 Months
Negotiable CDs - First Community Bank	3.650%	9/30/2027	2.59	250,000.00	246,230.00	0.02	Greater than 24 Months
Negotiable CDs - Northeast Bank	3.850%	9/25/2028	3.58	245,000.00	241,650.85	0.02	Greater than 24 Months
Negotiable CDs - Celtic Bank	3.650%	9/26/2028	3.58	250,000.00	244,890.00	0.02	Greater than 24 Months
Negotiable CDs - Texas Exchange Bank	3.700%	9/6/2029	4.52	250,000.00	244,207.50	0.03	Greater than 24 Months
Negotiable CDs - Studio Bank	4.550%	9/13/2029	4.54	250,000.00	242,984.25	0.03	Greater than 24 Months
Negotiable CDs - American Express, FSB	3.600%	9/25/2029	4.58	250,000.00	243,082.50	0.03	Greater than 24 Months
Negotiable CDs - Sunwest Bank	3.450%	9/28/2029	4.58	250,000.00	241,507.50	0.03	Greater than 24 Months
STAR Ohio - Cemetery	4.530%	02/28/2025	0.00	93,549.22	93,549.22	0.00	6 Months or Less
STAR Ohio - General Operating Account	4.530%	02/28/2025	0.00	12,288,278.24	12,288,278.24	0.00	6 Months or Less
First American Treasury Obligations Fund - Money Market	4.250%	02/28/2025	0.00	22,008.39	22,008.39	0.00	6 Months or Less
Total				\$ 35,324,959.62	\$ 35,311,993.45	1.58	

INVESTMENTS BY TYPE	Cost Balance	Balance at Market Value	6 Months or Less	7 to 12 Months	13 to 18 Months	19 to 24 Months	Greater than 24 Months
FHLB Bond	\$ 3,738,000	\$ 3,700,268	\$ -	\$ 1,699,968	\$ -	\$ -	\$ 2,000,300
FHLMC Bond	\$1,490,375	\$1,499,395	\$0	\$0	\$0	\$0	\$1,499,395
Negotiable CDs	13,104,434	13,079,631	1,735,208	3,454,419	1,480,247	2,481,429	3,928,328
STAR Ohio	12,381,827	12,381,827	12,381,827	0	0	0	0
U.S. Treasury Notes	4,588,315	4,628,864	514,894	0	0	0	4,113,971
U.S. Govt money market	22,008	22,008	22,008	0	0	0	0
Total	\$ 35,324,960	\$ 35,311,993	\$ 14,653,937	\$ 5,154,387	\$ 1,480,247	\$ 2,481,429	\$ 11,541,994

CONCENTRATION OF CREDIT RISK	Market Value	% to Total
FHLB Bond	\$ 3,700,268	10.48%
FHLMC Bond	\$1,499,395	4.25%
Negotiable CDs	13,079,631	37.04%
STAR Ohio	12,381,827	35.06%
U.S Treasury Notes	4,628,864	13.11%
U.S. Govt money market	22,008	0.06%
Total	\$35,311,993	100.00%

MTD Fund Report for Year 2025 Month 02 - CITY OF GROVEPORT

Fund	Description	Beg Bal	MTD Rec	MTD Exp	Unexp	Enc	Unenc
101	GENERAL FUND	22,061,668.25	2,096,325.43	1,867,288.17	22,290,705.51	1,964,239.94	20,326,465.57
201	STREET MAINTENANCE & REPAIR	77,677.81	98,892.30	150,244.24	26,325.87	541,597.92	(515,272.05)
202	STATE HIGHWAY IMPROVEMENT FUND	145,226.33	18,542.35	11,745.00	152,023.68	78,388.17	73,635.51
203	CEMETERY FUND	79,087.41	0.00	1,266.75	77,820.66	5,433.01	72,387.65
204	PARKS FUND	324,802.51	75,000.00	15,981.50	383,821.01	58,226.75	325,594.26
205	TIF FUND	0.00	0.00	0.00	0.00	0.00	0.00
208	DRUG EDUCATION & ENFORCEMENT	59,809.07	0.00	0.00	59,809.07	4,500.00	55,309.07
210	MOTOR VEHICLE FUND	372,496.36	4,631.25	0.00	377,127.61	0.00	377,127.61
213	DUI/OMVI ENFORCEMENT	7,169.53	0.00	0.00	7,169.53	1,000.00	6,169.53
217	COURT COMPUTER FUND	16,627.92	430.00	0.00	17,057.92	0.00	17,057.92
218	RAINY DAY FUND	2,454,166.78	12,500.00	0.00	2,466,666.78	0.00	2,466,666.78
219	TERMINATION PAYMENT FUND	143,357.84	220,400.00	1,980.73	361,777.11	0.00	361,777.11
220	RECREATION & AQUATIC FUND	73,494.98	76,388.64	235,898.37	(86,014.75)	791,028.61	(877,043.36)
221	GOLF COURSE FUND	(62,759.96)	11,010.99	162,492.17	(214,241.14)	1,067,828.71	(1,282,069.85)
222	TRANSPORTATION SERVICES	(5,922.16)	150,000.00	20,339.15	123,738.69	279,171.07	(155,432.38)
224	SENIOR CENTER FUND	(1,070.36)	100,976.00	12,496.46	87,409.18	10,592.30	76,816.88
225	LOCAL FISCAL RECOVERY FUND	0.00	0.00	0.00	0.00	0.00	0.00
226	ONEOHIO OPIOID SETTLEMENT FUND	7,449.31	516.92	0.00	7,966.23	0.00	7,966.23
301	DEBT SERVICE FUND	1,427,614.07	238,281.43	5,408.88	1,660,486.62	1,245,881.00	414,605.62
401	CAPITAL PROJECTS FUND	5,185,825.09	220,332.86	472,326.22	4,933,831.73	2,601,952.09	2,331,879.64
402	CAPITAL PROJECTS REC. CENTER	219,787.20	4,020.46	13,498.00	210,309.66	98,949.77	111,359.89
403	GOLF RECOVERY FUND	118,679.91	340.55	0.00	119,020.46	12,950.00	106,070.46
405	WERT'S GROVE BLDG. CONST. FUND	8,432.29	0.00	0.00	8,432.29	0.00	8,432.29
501	WATER FUND	627,693.27	75,849.95	49,295.77	654,247.45	393,808.56	260,438.89
502	SANITARY SEWER FUND	24,851.23	57,890.11	10,680.67	72,060.67	480,960.62	(408,899.95)
503	WATER CAPITAL FUND	776,960.84	4,012.45	0.00	780,973.29	10,472.00	770,501.29
504	SEWER CAPITAL FUND	1,063,674.09	0.00	1,596.25	1,062,077.84	167,282.26	894,795.58
505	STORM WATER FUND	428,361.93	77,957.61	49,075.07	457,244.47	99,668.75	357,575.72
506	COLUMBUS WATER MAINT. FUND	1,129,927.31	8,915.98	0.00	1,138,843.29	29,789.60	1,109,053.69
507	COLUMBUS SEWER MAINT. FUND	0.00	0.00	0.00	0.00	0.00	0.00
702	SURETY BOND FUND	266,153.80	0.00	0.00	266,153.80	0.00	266,153.80
703	TOWNSHIP INSPECTIONS	1,118.36	1,547.08	0.00	2,665.44	0.00	2,665.44
704	ESCROW INSPECTIONS & ENGIN.	156,605.28	0.00	750.10	155,855.18	50,299.12	105,556.06
706	CEMETERY PERPETUAL CARE FUND	93,228.27	320.95	0.00	93,549.22	9,416.00	84,133.22
707	TREE FUND	53,509.57	0.00	34,500.00	19,009.57	0.00	19,009.57
708	FLEXIBLE SPENDING FUND	26,593.65	4,232.49	8,576.81	22,249.33	0.00	22,249.33
709	EMPLOYEE WITHHOLDING FUND	1,483.01	4,443.38	1,101.39	4,825.00	0.00	4,825.00
37 Funds		37,363,780.79	3,563,759.18	3,126,541.70	37,800,998.27	10,003,436.25	27,797,562.02

YTD Fund Report for Year 2025 Month 02 - CITY OF GROVEPORT

Fund	Description	Beg Yr Bal	YTD Rec	YTD Exp	Unexp	Enc	Unenc
101	GENERAL FUND	20,161,595.16	5,162,973.04	3,033,862.69	22,290,705.51	1,964,239.94	20,326,465.57
201	STREET MAINTENANCE & REPAIR	133,593.43	150,470.75	257,738.31	26,325.87	541,597.92	(515,272.05)
202	STATE HIGHWAY IMPROVEMENT FUND	143,612.27	22,190.67	13,779.26	152,023.68	78,388.17	73,635.51
203	CEMETERY FUND	77,674.15	2,900.00	2,753.49	77,820.66	5,433.01	72,387.65
204	PARKS FUND	324,802.51	75,000.00	15,981.50	383,821.01	58,226.75	325,594.26
205	TIF FUND	0.00	0.00	0.00	0.00	0.00	0.00
208	DRUG EDUCATION & ENFORCEMENT	59,809.07	0.00	0.00	59,809.07	4,500.00	55,309.07
210	MOTOR VEHICLE FUND	368,548.82	8,578.79	0.00	377,127.61	0.00	377,127.61
213	DUI/OMVI ENFORCEMENT	7,096.03	73.50	0.00	7,169.53	1,000.00	6,169.53
217	COURT COMPUTER FUND	16,347.92	710.00	0.00	17,057.92	0.00	17,057.92
218	RAINY DAY FUND	2,441,666.78	25,000.00	0.00	2,466,666.78	0.00	2,466,666.78
219	TERMINATION PAYMENT FUND	143,357.84	220,400.00	1,980.73	361,777.11	0.00	361,777.11
220	RECREATION & AQUATIC FUND	199,576.54	155,848.93	441,440.22	(86,014.75)	791,028.61	(877,043.36)
221	GOLF COURSE FUND	40,421.72	19,980.43	274,643.29	(214,241.14)	1,067,828.71	(1,282,069.85)
222	TRANSPORTATION SERVICES	15,199.00	150,000.00	41,460.31	123,738.69	279,171.07	(155,432.38)
224	SENIOR CENTER FUND	12,511.21	102,976.36	28,078.39	87,409.18	10,592.30	76,816.88
225	LOCAL FISCAL RECOVERY FUND	0.00	0.00	0.00	0.00	0.00	0.00
226	ONEOHIO OPIOID SETTLEMENT FUND	7,449.31	516.92	0.00	7,966.23	0.00	7,966.23
301	DEBT SERVICE FUND	1,269,299.32	402,016.32	10,829.02	1,660,486.62	1,245,881.00	414,605.62
401	CAPITAL PROJECTS FUND	5,195,112.14	547,802.64	809,083.05	4,933,831.73	2,601,952.09	2,331,879.64
402	CAPITAL PROJECTS REC. CENTER	263,946.30	8,202.58	61,839.22	210,309.66	98,949.77	111,359.89
403	GOLF RECOVERY FUND	118,402.50	617.96	0.00	119,020.46	12,950.00	106,070.46
405	WERT'S GROVE BLDG. CONST. FUND	8,432.29	0.00	0.00	8,432.29	0.00	8,432.29
501	WATER FUND	557,648.04	193,086.91	96,487.50	654,247.45	393,808.56	260,438.89
502	SANITARY SEWER FUND	84,516.54	163,255.30	175,711.17	72,060.67	480,960.62	(408,899.95)
503	WATER CAPITAL FUND	776,960.84	4,012.45	0.00	780,973.29	10,472.00	770,501.29
504	SEWER CAPITAL FUND	1,066,972.09	0.00	4,894.25	1,062,077.84	167,282.26	894,795.58
505	STORM WATER FUND	293,490.17	262,452.53	98,698.23	457,244.47	99,668.75	357,575.72
506	COLUMBUS WATER MAINT. FUND	1,120,930.72	17,912.57	0.00	1,138,843.29	29,789.60	1,109,053.69
507	COLUMBUS SEWER MAINT. FUND	0.00	0.00	0.00	0.00	0.00	0.00
702	SURETY BOND FUND	269,353.80	0.00	3,200.00	266,153.80	0.00	266,153.80
703	TOWNSHIP INSPECTIONS	3,978.54	2,227.24	3,540.34	2,665.44	0.00	2,665.44
704	ESCROW INSPECTIONS & ENGIN.	155,912.78	1,200.00	1,257.60	155,855.18	50,299.12	105,556.06
706	CEMETERY PERPETUAL CARE FUND	92,522.21	1,027.01	0.00	93,549.22	9,416.00	84,133.22
707	TREE FUND	53,509.57	0.00	34,500.00	19,009.57	0.00	19,009.57
708	FLEXIBLE SPENDING FUND	38,700.16	8,456.29	24,907.12	22,249.33	0.00	22,249.33
709	EMPLOYEE WITHHOLDING FUND	1,501.02	5,506.08	2,182.10	4,825.00	0.00	4,825.00
37 Funds		35,524,450.79	7,715,395.27	5,438,847.79	37,800,998.27	10,003,436.25	27,797,562.02

MTD/YTD Revenue Report by Fund for Year 2025 Month 02 - CITY OF GROVEPORT

Account	Description	Est Rev	MTD Rec	YTD Rec	Unc Bal	%Remain	%Collected
101.00.41110	REAL ESTATE TAX	625,000.00	0.00	0.00	625,000.00	100.00%	0.00%
101.00.41141	ODT INCOME TAX	100,000.00	407,332.93	407,332.93	(307,332.93)	(307.33%)	407.33%
101.00.41142	R.I.T.A. INCOME TAX REVENUE	16,750,000.00	1,465,496.36	4,248,989.51	12,501,010.49	74.63%	25.37%
101.00.41150	HOTEL/MOTEL TAX	0.00	0.00	0.00	0.00	0.00%	0.00%
101.00.41210	LOCAL GOVERNMENT	100,000.00	12,914.11	23,815.79	76,184.21	76.18%	23.82%
101.00.41221	TRAILER TAX	5.00	0.00	0.00	5.00	100.00%	0.00%
101.00.41230	CIGARETTE TAX	225.00	0.00	0.00	225.00	100.00%	0.00%
101.00.41236	GRANTS	25,000.00	0.00	69,121.56	(44,121.56)	(176.49%)	276.49%
101.00.41250	LIQUOR LICENSE FEE'S	2,500.00	0.00	0.00	2,500.00	100.00%	0.00%
101.00.41280	REAL ESTATE TAX ROLLBACK	30,000.00	0.00	0.00	30,000.00	100.00%	0.00%
101.00.41510	FRANCHISE FEE'S	70,000.00	13,835.86	14,721.31	55,278.69	78.97%	21.03%
101.00.41511	RAREY'S PORT LEASE REVENUES	87,000.00	5,835.30	13,135.13	73,864.87	84.90%	15.10%
101.00.41512	WERT'S GROVE LEASE REVENUES	72,000.00	13,125.93	19,271.93	52,728.07	73.23%	26.77%
101.00.41596	SCHOOL RESOURCE OFFICER	125,000.00	0.00	0.00	125,000.00	100.00%	0.00%
101.00.41610	FINES & FORFEITURES	70,000.00	3,778.00	5,635.50	64,364.50	91.95%	8.05%
101.00.41620	ZONING APPLICATION FEE	25,000.00	550.00	1,150.00	23,850.00	95.40%	4.60%
101.00.41630	ENGINEER REVIEW - IN HOUSE	5,000.00	0.00	1,000.00	4,000.00	80.00%	20.00%
101.00.41631	OCCUPANCY PERMITS	15,000.00	2,070.00	2,530.00	12,470.00	83.13%	16.87%
101.00.41640	BUILDING PERMIT	0.00	8,281.75	11,429.60	(11,429.60)	0.00%	0.00%
101.00.41650	MISCELLANEOUS PERMITS	50,000.00	4,084.50	4,876.80	45,123.20	90.25%	9.75%
101.00.41651	MOWING ASSESSMENTS	1,000.00	0.00	0.00	1,000.00	100.00%	0.00%
101.00.41660	PLAN REVIEW	85,000.00	8,702.65	14,354.40	70,645.60	83.11%	16.89%
101.00.41670	3% STATE FEE	8,000.00	657.93	920.60	7,079.40	88.49%	11.51%
101.00.41680	1% STATE	400.00	7.59	13.56	386.44	96.61%	3.39%
101.00.41690	POLICE REPORT FEE'S	100.00	21.00	21.00	79.00	79.00%	21.00%
101.00.41703	INSPECTIONS	500.00	0.00	0.00	500.00	100.00%	0.00%
101.00.41712	PROCEEDS OF LEASES	0.00	0.00	0.00	0.00	0.00%	0.00%
101.00.41810	SALE OF CAPITAL ASSETS	500.00	6,900.00	6,900.00	(6,400.00)	(1280.00%)	1380.00%
101.00.41820	INTEREST EARNINGS	550,000.00	122,422.10	266,394.85	283,605.15	51.56%	48.44%
101.00.41821	INCOME TAX INTEREST	250.00	0.00	0.00	250.00	100.00%	0.00%
101.00.41832	TOWNHALL - MISC. PROGRAMS	500.00	0.00	60.00	440.00	88.00%	12.00%
101.00.41833	TOWNHALL - DANCE	500.00	0.00	0.00	500.00	100.00%	0.00%
101.00.41834	TOWNHALL - RENTAL/COPIES	1,000.00	0.00	0.00	1,000.00	100.00%	0.00%
101.00.41835	TOWN HALL SECURITY DEPOSITS-RESIDENT	3,000.00	0.00	0.00	3,000.00	100.00%	0.00%
101.00.41836	TOWN HALL SECURITY DEPOSITS-NON-RESIDENT	2,000.00	0.00	0.00	2,000.00	100.00%	0.00%
101.00.41837	TOWN HALL - TREE CITY U.S.A.	0.00	0.00	0.00	0.00	0.00%	0.00%
101.00.41840	MISCELLANEOUS	20,000.00	(89.00)	9,109.00	10,891.00	54.46%	45.55%

MTD/YTD Revenue Report by Fund for Year 2025 Month 02 - CITY OF GROVEPORT

Account	Description	Est Rev	MTD Rec	YTD Rec	Unc Bal	%Remain	%Collected
101.00.41841	APPLE BUTTER DAY	2,000.00	250.00	400.00	1,600.00	80.00%	20.00%
101.00.41842	COMMUNITY GARAGE SALE	0.00	0.00	0.00	0.00	0.00%	0.00%
101.00.41850	RITA RETAINER REFUND	200,000.00	0.00	0.00	200,000.00	100.00%	0.00%
101.00.41852	BWC EMPLOYER PREMIUM REFUND	2,000.00	0.00	1,621.61	378.39	18.92%	81.08%
101.00.41860	HEALTH CARE CONTRIBUTION	200,000.00	20,148.42	40,167.96	159,832.04	79.92%	20.08%
101.00.41861	INTERFUND LOAN - DEBT SERVICE FUND	0.00	0.00	0.00	0.00	0.00%	0.00%
Fund: 101	GENERAL FUND	19,228,480.00	2,096,325.43	5,162,973.04	14,065,506.96	73.15%	26.85%
201.00.41236	GRANTS	126,000.00	50,176.92	50,734.92	75,265.08	59.73%	40.27%
201.00.41240	AUTO LICENSE FEE'S	500,000.00	7,682.66	12,621.73	487,378.27	97.48%	2.52%
201.00.41260	GASOLINE EXCISE TAX	450,000.00	37,522.80	72,910.36	377,089.64	83.80%	16.20%
201.00.41714	BOND ANTICIPATION NOTE PROCEEDS	0.00	0.00	0.00	0.00	0.00%	0.00%
201.00.41810	SALE OF CAPITAL ASSETS	10,000.00	0.00	6,700.00	3,300.00	33.00%	67.00%
201.00.41820	INTEREST EARNINGS	0.00	0.00	0.00	0.00	0.00%	0.00%
201.00.41840	MISCELLANEOUS	1,000.00	0.00	332.57	667.43	66.74%	33.26%
201.00.41842	REIMBURSEMENT STREETS	10,000.00	0.00	0.00	10,000.00	100.00%	0.00%
201.00.41852	BWC EMPLOYER PREMIUM REFUND	0.00	0.00	151.33	(151.33)	0.00%	0.00%
201.00.41860	HEALTH CARE CONTRIBUTION	42,000.00	3,509.92	7,019.84	34,980.16	83.29%	16.71%
201.00.41910	TRANSFER OF FUNDS	1,300,000.00	0.00	0.00	1,300,000.00	100.00%	0.00%
Fund: 201	STREET MAINTENANCE & REPAIR	2,439,000.00	98,892.30	150,470.75	2,288,529.25	93.83%	6.17%
202.00.41236	GRANTS	0.00	14,553.08	14,553.08	(14,553.08)	0.00%	0.00%
202.00.41240	AUTO LICENSE FEE'S	20,000.00	622.92	1,023.39	18,976.61	94.88%	5.12%
202.00.41260	GASOLINE EXCISE TAX	32,000.00	3,042.39	5,911.65	26,088.35	81.53%	18.47%
202.00.41820	INTEREST EARNINGS	2,000.00	323.96	702.55	1,297.45	64.87%	35.13%
202.00.41840	MISCELLANEOUS	0.00	0.00	0.00	0.00	0.00%	0.00%
Fund: 202	STATE HIGHWAY IMPROVEMENT FUND	54,000.00	18,542.35	22,190.67	31,809.33	58.91%	41.09%
203.00.41541	SALE OF LOTS	6,000.00	0.00	650.00	5,350.00	89.17%	10.83%
203.00.41542	FOUNDATIONS	5,000.00	0.00	0.00	5,000.00	100.00%	0.00%
203.00.41543	BURIAL OPENING/CLOSING	10,000.00	0.00	2,250.00	7,750.00	77.50%	22.50%
203.00.41544	CREMATIONS	1,000.00	0.00	0.00	1,000.00	100.00%	0.00%
203.00.41840	MISCELLANEOUS	500.00	0.00	0.00	500.00	100.00%	0.00%
Fund: 203	CEMETERY FUND	22,500.00	0.00	2,900.00	19,600.00	87.11%	12.89%
204.00.41240	PARK DEVELOPMENT GRANT	0.00	0.00	0.00	0.00	0.00%	0.00%
204.00.41530	PARK DEVELOPMENT FEE'S	10,000.00	0.00	0.00	10,000.00	100.00%	0.00%
204.00.41840	MISCELLANEOUS	0.00	0.00	0.00	0.00	0.00%	0.00%

MTD/YTD Revenue Report by Fund for Year 2025 Month 02 - CITY OF GROVEPORT

Account	Description	Est Rev	MTD Rec	YTD Rec	Unc Bal	%Remain	%Collected
204.00.41910	TRANSFER OF FUNDS	75,000.00	75,000.00	75,000.00	0.00	0.00%	100.00%
Fund: 204	PARKS FUND	85,000.00	75,000.00	75,000.00	10,000.00	11.76%	88.24%
205.00.41115	DUKE TIF/90-089	800,000.00	0.00	0.00	800,000.00	100.00%	0.00%
205.00.41116	OPUS TIF	300,000.00	0.00	0.00	300,000.00	100.00%	0.00%
205.00.41117	AIR EAST TIF	500,000.00	0.00	0.00	500,000.00	100.00%	0.00%
Fund: 205	TIF FUND	1,600,000.00	0.00	0.00	1,600,000.00	100.00%	0.00%
208.00.41150	DRUG ENFORCEMENT & EDUCATION	5,000.00	0.00	0.00	5,000.00	100.00%	0.00%
208.00.41840	POLICE SEIZURE REVENUES	0.00	0.00	0.00	0.00	0.00%	0.00%
Fund: 208	DRUG EDUCATION & ENFORCEMENT	5,000.00	0.00	0.00	5,000.00	100.00%	0.00%
210.00.41150	OTHER LOCAL TAXES - ORC 4504.172	36,000.00	3,087.50	5,700.00	30,300.00	84.17%	15.83%
210.00.41160	PERMISSIVE MOTOR VEH. FC ENGINEER	110,000.00	0.00	0.00	110,000.00	100.00%	0.00%
210.00.41210	INTERGOVERNMENTAL - ORC 4504.15	15,000.00	1,543.75	2,850.00	12,150.00	81.00%	19.00%
210.00.41820	INTEREST EARNINGS	100.00	0.00	28.79	71.21	71.21%	28.79%
Fund: 210	MOTOR VEHICLE FUND	161,100.00	4,631.25	8,578.79	152,521.21	94.67%	5.33%
213.00.41150	GRANTS-FRANKLIN COUNTY TASK FORCE	500.00	0.00	0.00	500.00	100.00%	0.00%
213.00.41610	FINES & FORFEITURES	1,000.00	0.00	73.50	926.50	92.65%	7.35%
Fund: 213	DUI/OMVI ENFORCEMENT	1,500.00	0.00	73.50	1,426.50	95.10%	4.90%
217.00.41610	COMPUTER FUND	3,500.00	430.00	710.00	2,790.00	79.71%	20.29%
Fund: 217	COURT COMPUTER FUND	3,500.00	430.00	710.00	2,790.00	79.71%	20.29%
218.00.41140	INCOME TAX REVENUE RAINY DAY	150,000.00	12,500.00	25,000.00	125,000.00	83.33%	16.67%
Fund: 218	RAINY DAY FUND	150,000.00	12,500.00	25,000.00	125,000.00	83.33%	16.67%
219.00.41900	GENERAL FUND TRANSFER IN	200,000.00	200,000.00	200,000.00	0.00	0.00%	100.00%
219.00.41901	STREET MAINTENANCE FUND TRANSFERS IN	0.00	0.00	0.00	0.00	0.00%	0.00%
219.00.41902	RECREATION FUND TRANSFERS IN	0.00	0.00	0.00	0.00	0.00%	0.00%
219.00.41903	GOLF COURSE FUND TRANSFERS IN	5,000.00	5,000.00	5,000.00	0.00	0.00%	100.00%
219.00.41904	WATER FUND TRANSFERS IN	11,000.00	11,000.00	11,000.00	0.00	0.00%	100.00%
219.00.41905	SEWER FUND TRANSFERS IN	2,200.00	2,200.00	2,200.00	0.00	0.00%	100.00%
219.00.41906	STORM WATER FUND TRANSFERS IN	2,200.00	2,200.00	2,200.00	0.00	0.00%	100.00%
Fund: 219	TERMINATION PAYMENT FUND	220,400.00	220,400.00	220,400.00	0.00	0.00%	100.00%
220.00.41511	AC INDOOR	45,000.00	6,520.00	12,370.00	32,630.00	72.51%	27.49%

MTD/YTD Revenue Report by Fund for Year 2025 Month 02 - CITY OF GROVEPORT

Account	Description	Est Rev	MTD Rec	YTD Rec	Unc Bal	%Remain	%Collected
220.00.41512	AC MEMBERSHIP FEE'S	300,000.00	0.00	405.00	299,595.00	99.87%	0.14%
220.00.41513	RC MEMBERSHIP FEE'S	525,000.00	53,497.35	113,054.49	411,945.51	78.47%	21.53%
220.00.41520	SENIOR CENTER DAY TRIP FEES	0.00	0.00	0.00	0.00	0.00%	0.00%
220.00.41530	RECREATION PROGRAM FEE	2,000.00	290.00	290.00	1,710.00	85.50%	14.50%
220.00.41531	RECREATION ATHLETICS	60,000.00	1,561.67	2,071.67	57,928.33	96.55%	3.45%
220.00.41532	RC SILVER SNEAKERS	60,000.00	8,907.00	16,383.00	43,617.00	72.70%	27.31%
220.00.41533	RC OPTUM FITNESS	20,000.00	3,136.00	4,920.00	15,080.00	75.40%	24.60%
220.00.41534	CBUS RADIO GROUP COUPONS	0.00	0.00	0.00	0.00	0.00%	0.00%
220.00.41536	FITNESS INSTRUCTORS	55,000.00	4,762.00	10,770.50	44,229.50	80.42%	19.58%
220.00.41537	RC CAPITAL-CONTRA REVENUE ACCOUNT	(164,400.00)	(4,020.46)	(8,202.58)	(156,197.42)	95.01%	4.99%
220.00.41700	BOND ANTICIPATION NOTE PROCEEDS	0.00	0.00	0.00	0.00	0.00%	0.00%
220.00.41840	MISCELLANEOUS	0.00	0.00	0.00	0.00	0.00%	0.00%
220.00.41852	BWC EMPLOYER PREMIUM REFUND	1,000.00	0.00	316.69	683.31	68.33%	31.67%
220.00.41860	HEALTH CARE CONTRIBUTION	20,000.00	1,735.08	3,470.16	16,529.84	82.65%	17.35%
220.00.41910	TRANSFER OF FUNDS	2,475,000.00	0.00	0.00	2,475,000.00	100.00%	0.00%
Fund: 220	RECREATION & AQUATIC FUND	3,398,600.00	76,388.64	155,848.93	3,242,751.07	95.41%	4.59%
221.00.41537	GOLF COURSE RECOVERY CONTRA REVENUE	(68,500.00)	(340.55)	(617.96)	(67,882.04)	99.10%	0.90%
221.00.41592	GOLF	775,000.00	4,672.10	5,705.80	769,294.20	99.26%	0.74%
221.00.41593	GOLF CONCESSIONS	54,000.00	3,914.13	9,180.92	44,819.08	83.00%	17.00%
221.00.41594	GOLF GIFT CERTIFICATE	500.00	0.00	0.00	500.00	100.00%	0.00%
221.00.41595	CREDIT CARD SURCHARGE	20,000.00	68.43	91.77	19,908.23	99.54%	0.46%
221.00.41713	LEASE PROCEEDS	0.00	0.00	0.00	0.00	0.00%	0.00%
221.00.41714	BOND ANTICIPATION NOTE PROCEEDS	700,000.00	0.00	0.00	700,000.00	100.00%	0.00%
221.00.41840	MISCELLANEOUS	2,500.00	0.00	0.00	2,500.00	100.00%	0.00%
221.00.41852	BWC EMPLOYER PREMIUM REFUND	1,000.00	0.00	226.14	773.86	77.39%	22.61%
221.00.41860	HEALTH CARE CONTRIBUTION	36,000.00	2,696.88	5,393.76	30,606.24	85.02%	14.98%
221.00.41910	TRANSFER OF FUNDS	1,380,000.00	0.00	0.00	1,380,000.00	100.00%	0.00%
Fund: 221	GOLF COURSE FUND	2,900,500.00	11,010.99	19,980.43	2,880,519.57	99.31%	0.69%
222.00.41510	TRANSPORTATION CONTRIBUTIONS	0.00	0.00	0.00	0.00	0.00%	0.00%
222.00.41511	OBETZ TRANSPORTATION SERVICES	0.00	0.00	0.00	0.00	0.00%	0.00%
222.00.41712	LEASE PROCEEDS	0.00	0.00	0.00	0.00	0.00%	0.00%
222.00.41840	MISCELLANEOUS	0.00	0.00	0.00	0.00	0.00%	0.00%
222.00.41911	TRANSFERS IN - GENERAL FUND	450,000.00	150,000.00	150,000.00	300,000.00	66.67%	33.33%
Fund: 222	TRANSPORTATION SERVICES	450,000.00	150,000.00	150,000.00	300,000.00	66.67%	33.33%
224.00.41511	MEMBERSHIP FEES	4,000.00	284.00	1,114.00	2,886.00	72.15%	27.85%

MTD/YTD Revenue Report by Fund for Year 2025 Month 02 - CITY OF GROVEPORT

Account	Description	Est Rev	MTD Rec	YTD Rec	Unc Bal	%Remain	%Collected
224.00.41512	SENIOR LUNCH COLLECTIONS	5,000.00	692.00	1,656.00	3,344.00	66.88%	33.12%
224.00.41520	SENIOR CENTER DAY TRIP FEES	1,500.00	0.00	52.00	1,448.00	96.53%	3.47%
224.00.41840	MISCELLANEOUS	0.00	0.00	0.00	0.00	0.00%	0.00%
224.00.41841	DONATIONS	1,000.00	0.00	130.00	870.00	87.00%	13.00%
224.00.41852	BWC EMPLOYER PREMIUM REFUND	0.00	0.00	24.36	(24.36)	0.00%	0.00%
224.00.41860	HEALTH CARE PREMIUM	0.00	0.00	0.00	0.00	0.00%	0.00%
224.00.41910	TRANSFER OF FUNDS	200,000.00	100,000.00	100,000.00	100,000.00	50.00%	50.00%
Fund: 224	SENIOR CENTER FUND	211,500.00	100,976.00	102,976.36	108,523.64	51.31%	48.69%
225.00.41210	LOCAL FISCAL RECOVERY FUNDING	0.00	0.00	0.00	0.00	0.00%	0.00%
225.00.41211	ARP FUNDING CRIME PREVENTION	0.00	0.00	0.00	0.00	0.00%	0.00%
Fund: 225	LOCAL FISCAL RECOVERY FUND	0.00	0.00	0.00	0.00	0.00%	0.00%
226.00.41210	ONEOHIO OPIOID SETTLEMENT	517.00	516.92	516.92	0.08	0.02%	99.98%
Fund: 226	ONEOHIO OPIOID SETTLEMENT FUND	517.00	516.92	516.92	0.08	0.02%	99.98%
301.00.41141	ODT INCOME TAX	5,000.00	23,960.76	23,960.76	(18,960.76)	(379.22%)	479.22%
301.00.41142	R.I.T.A. INCOME TAX REVENUE	1,000,000.00	86,205.67	249,940.56	750,059.44	75.01%	24.99%
301.00.41710	2020 LTGO REFUNDING BOND PROCEEDS	0.00	0.00	0.00	0.00	0.00%	0.00%
301.00.41724	PREMIUM ON NOTES	10,000.00	0.00	0.00	10,000.00	100.00%	0.00%
301.00.41840	MISCELLANEOUS	0.00	0.00	0.00	0.00	0.00%	0.00%
301.00.41841	INTERFUND PRINCIPAL REPAYMENT	69,000.00	69,000.00	69,000.00	0.00	0.00%	100.00%
301.00.41842	INTERFUND INTEREST REPAYMENT	59,115.00	59,115.00	59,115.00	0.00	0.00%	100.00%
301.00.41850	RITA RETAINER REFUND	25,000.00	0.00	0.00	25,000.00	100.00%	0.00%
Fund: 301	DEBT SERVICE FUND	1,168,115.00	238,281.43	402,016.32	766,098.68	65.58%	34.42%
401.00.41141	ODT INCOME TAX	75,000.00	47,921.52	47,921.52	27,078.48	36.10%	63.90%
401.00.41142	R.I.T.A. INCOME TAX	2,200,000.00	172,411.34	499,881.12	1,700,118.88	77.28%	22.72%
401.00.41260	SR317 FIREHOUSE LANE OPWC	514,175.00	0.00	0.00	514,175.00	100.00%	0.00%
401.00.41261	OPWC FIREHOUSE LN SCHOOL CONTRIB.	0.00	0.00	0.00	0.00	0.00%	0.00%
401.00.41262	OPWC GRANT PORT RD RECON. PH. 2	683,675.00	0.00	0.00	683,675.00	100.00%	0.00%
401.00.41263	HIGGINS BLVD. PIZZUTI FUNDING	0.00	0.00	0.00	0.00	0.00%	0.00%
401.00.41264	W. BIXBY RD. RECON. OPWC GRANT PH.2	0.00	0.00	0.00	0.00	0.00%	0.00%
401.00.41265	WEST BIXBY RD. PH. II - COUNTY SHARE	0.00	0.00	0.00	0.00	0.00%	0.00%
401.00.41700	SR317 FIREHOUSE LANE OPWC LOAN	353,186.00	0.00	0.00	353,186.00	100.00%	0.00%
401.00.41710	BOND ANTICIPATION NOTE PROCEEDS	6,800,000.00	0.00	0.00	6,800,000.00	100.00%	0.00%
401.00.41720	PORT RD RECON. PH. II - OPWC LOAN	1,029,796.00	0.00	0.00	1,029,796.00	100.00%	0.00%
401.00.41840	MISCELLANEOUS	0.00	0.00	0.00	0.00	0.00%	0.00%

MTD/YTD Revenue Report by Fund for Year 2025 Month 02 - CITY OF GROVEPORT

Account	Description	Est Rev	MTD Rec	YTD Rec	Unc Bal	%Remain	%Collected
401.00.41850	RITA RETAINER REFUND	50,000.00	0.00	0.00	50,000.00	100.00%	0.00%
Fund: 401	CAPITAL PROJECTS FUND	11,705,832.00	220,332.86	547,802.64	11,158,029.36	95.32%	4.68%
402.00.41513	RC/AC ALLOCATION	164,400.00	4,020.46	8,202.58	156,197.42	95.01%	4.99%
Fund: 402	CAPITAL PROJECTS REC. CENTER	164,400.00	4,020.46	8,202.58	156,197.42	95.01%	4.99%
403.00.41513	GOLF ALLOCATION	68,500.00	340.55	617.96	67,882.04	99.10%	0.90%
Fund: 403	GOLF RECOVERY FUND	68,500.00	340.55	617.96	67,882.04	99.10%	0.90%
405.00.41700	BOND PROCEEDS	0.00	0.00	0.00	0.00	0.00%	0.00%
405.00.41820	INTEREST EARNINGS	0.00	0.00	0.00	0.00	0.00%	0.00%
405.00.41841	INTERFUND LOAN DEBT SERVICE FUND	0.00	0.00	0.00	0.00	0.00%	0.00%
Fund: 405	WERT'S GROVE BLDG. CONST. FUND	0.00	0.00	0.00	0.00	0.00%	0.00%
501.00.41551	CONSUMER USAGE WATER	795,000.00	74,630.39	190,608.42	604,391.58	76.02%	23.98%
501.00.41552	OVERPAYMENT	0.00	0.00	0.00	0.00	0.00%	0.00%
501.00.41700	BOND ANTICIPATION NOTE PROCEEDS	250,000.00	0.00	0.00	250,000.00	100.00%	0.00%
501.00.41840	MISCELLANEOUS	100.00	0.00	0.00	100.00	100.00%	0.00%
501.00.41852	BWC EMPLOYER PREMIUM REFUND	100.00	0.00	39.37	60.63	60.63%	39.37%
501.00.41860	HEALTH CARE CONTRIBUTION	14,500.00	1,219.56	2,439.12	12,060.88	83.18%	16.82%
Fund: 501	WATER FUND	1,059,700.00	75,849.95	193,086.91	866,613.09	81.78%	18.22%
502.00.41561	CONSUMER USAGE SEWER	604,475.00	52,456.92	147,245.83	457,229.17	75.64%	24.36%
502.00.41562	CLEAN RIVER CHARGE	65,000.00	5,215.75	15,782.19	49,217.81	75.72%	24.28%
502.00.41563	SPECIAL ASSESSMENTS	8,000.00	0.00	0.00	8,000.00	100.00%	0.00%
502.00.41700	BOND ANTICIPATION NOTE PROCEEDS	825,000.00	0.00	0.00	825,000.00	100.00%	0.00%
502.00.41840	MISCELLANEOUS	500.00	217.44	217.44	282.56	56.51%	43.49%
502.00.41842	REIMBURSEMENT SEWER	1,000.00	0.00	0.00	1,000.00	100.00%	0.00%
502.00.41852	BWC EMPLOYER PREMIUM REFUND	0.00	0.00	9.84	(9.84)	0.00%	0.00%
502.00.41860	HEALTH CARE CONTRIBUTION	0.00	0.00	0.00	0.00	0.00%	0.00%
502.00.41910	TRANSFERS IN	0.00	0.00	0.00	0.00	0.00%	0.00%
Fund: 502	SANITARY SEWER FUND	1,503,975.00	57,890.11	163,255.30	1,340,719.70	89.15%	10.85%
503.00.41552	WATER TAP FEE'S & CAPA	90,000.00	4,012.45	4,012.45	85,987.55	95.54%	4.46%
503.00.41710	PROCEEDS FROM NOTE	0.00	0.00	0.00	0.00	0.00%	0.00%
503.00.41711	2020 LTGO REFUNDING BOND PROCEEDS	0.00	0.00	0.00	0.00	0.00%	0.00%
503.00.41810	SALE OF CAPITAL ASSETS	0.00	0.00	0.00	0.00	0.00%	0.00%
Fund: 503	WATER CAPITAL FUND	90,000.00	4,012.45	4,012.45	85,987.55	95.54%	4.46%

MTD/YTD Revenue Report by Fund for Year 2025 Month 02 - CITY OF GROVEPORT

Account	Description	Est Rev	MTD Rec	YTD Rec	Unc Bal	%Remain	%Collected
504.00.41562	SEWER TAPS & CAPACITY	100,000.00	0.00	0.00	100,000.00	100.00%	0.00%
504.00.41840	MISCELLANEOUS	0.00	0.00	0.00	0.00	0.00%	0.00%
Fund: 504	SEWER CAPITAL FUND	100,000.00	0.00	0.00	100,000.00	100.00%	0.00%
505.00.41220	RAIN BARREL	500.00	0.00	0.00	500.00	100.00%	0.00%
505.00.41264	W. BIXBY RD. RECON. OPWC GRANT PH.2	0.00	0.00	0.00	0.00	0.00%	0.00%
505.00.41265	LOCAL FISCAL RECOVERY FUNDING	0.00	0.00	0.00	0.00	0.00%	0.00%
505.00.41551	CONSUMER USAGE - STORM WATER	615,000.00	77,957.61	261,931.15	353,068.85	57.41%	42.59%
505.00.41553	SPECIAL ASSESSMENTS	20,000.00	0.00	0.00	20,000.00	100.00%	0.00%
505.00.41562	REVIEW FEES - STORM WATER	20,000.00	0.00	450.00	19,550.00	97.75%	2.25%
505.00.41700	BOND ANTICIPATION NOTE PROCEEDS	750,000.00	0.00	0.00	750,000.00	100.00%	0.00%
505.00.41712	LEASE PROCEEDS	0.00	0.00	0.00	0.00	0.00%	0.00%
505.00.41840	MISCELLANEOUS	0.00	0.00	0.00	0.00	0.00%	0.00%
505.00.41852	BWC EMPLOYER PREMIUM REFUND	0.00	0.00	71.38	(71.38)	0.00%	0.00%
505.00.41860	HEALTH CARE CONTRIBUTION	0.00	0.00	0.00	0.00	0.00%	0.00%
505.00.41910	TRANSFERS OF FUNDS	0.00	0.00	0.00	0.00	0.00%	0.00%
Fund: 505	STORM WATER FUND	1,405,500.00	77,957.61	262,452.53	1,143,047.47	81.33%	18.67%
506.00.41555	COLUMBUS USAGE SURCHARGE	150,000.00	8,915.98	17,912.57	132,087.43	88.06%	11.94%
Fund: 506	COLUMBUS WATER MAINT. FUND	150,000.00	8,915.98	17,912.57	132,087.43	88.06%	11.94%
507.00.41555	COLUMBUS USAGE SURCHARGE	100,000.00	0.00	0.00	100,000.00	100.00%	0.00%
Fund: 507	COLUMBUS SEWER MAINT. FUND	100,000.00	0.00	0.00	100,000.00	100.00%	0.00%
702.00.41500	SURETY BOND PAYMENTS	100,000.00	0.00	0.00	100,000.00	100.00%	0.00%
Fund: 702	SURETY BOND FUND	100,000.00	0.00	0.00	100,000.00	100.00%	0.00%
703.00.41700	MADISON TOWNSHIP INSPECTIONS	25,000.00	1,547.08	2,227.24	22,772.76	91.09%	8.91%
Fund: 703	TOWNSHIP INSPECTIONS	25,000.00	1,547.08	2,227.24	22,772.76	91.09%	8.91%
704.00.41700	ENGINEERING & INSPECTIONS	100,000.00	0.00	1,200.00	98,800.00	98.80%	1.20%
Fund: 704	ESCROW INSPECTIONS & ENGIN.	100,000.00	0.00	1,200.00	98,800.00	98.80%	1.20%
706.00.41541	SALE OF LOTS	5,000.00	0.00	350.00	4,650.00	93.00%	7.00%
706.00.41820	INTEREST EARNINGS	500.00	320.95	677.01	(177.01)	(35.40%)	135.40%
Fund: 706	CEMETERY PERPETUAL CARE FUND	5,500.00	320.95	1,027.01	4,472.99	81.33%	18.67%
707.00.41500	CHARGES FOR SERVICES	5,000.00	0.00	0.00	5,000.00	100.00%	0.00%

MTD/YTD Revenue Report by Fund for Year 2025 Month 02 - CITY OF GROVEPORT

Account	Description	Est Rev	MTD Rec	YTD Rec	Unc Bal	%Remain	%Collected
707.00.41820	INTEREST EARNINGS	0.00	0.00	0.00	0.00	0.00%	0.00%
707.00.41840	MISCELLANEOUS	0.00	0.00	0.00	0.00	0.00%	0.00%
Fund: 707	TREE FUND	5,000.00	0.00	0.00	5,000.00	100.00%	0.00%
708.00.41500	EMPLOYEE CONTRIBUTIONS	50,000.00	4,232.49	8,456.29	41,543.71	83.09%	16.91%
Fund: 708	FLEXIBLE SPENDING FUND	50,000.00	4,232.49	8,456.29	41,543.71	83.09%	16.91%
709.00.41500	EMPLOYEE CONTRIBUTIONS - CHRISTMAS CLUB	70,000.00	3,360.00	3,360.00	66,640.00	95.20%	4.80%
709.00.41510	EMPLOYEE CONTRIBUTIONS-LIFE INSURANCE	12,000.00	1,083.38	2,146.08	9,853.92	82.12%	17.88%
Fund: 709	EMPLOYEE WITHHOLDING FUND	82,000.00	4,443.38	5,506.08	76,493.92	93.29%	6.71%
203 Accts		48,815,119.00	3,563,759.18	7,715,395.27	41,099,723.73	84.19%	15.81%

MTD/YTD Current Expense Report by Fund by Dept for Year 2025 Month 02 - CITY OF GROVEPORT

Account	Description	Rev App	MTD Exp	YTD Exp	Unexp	Enc	Unenc	% Used	% Rem
101.01.52110	WAGES & SALARIES	3,264,518.00	254,463.63	507,681.36	2,756,836.64	0.00	2,756,836.64	15.55%	84.45%
101.01.52111	DENTAL,VISION,LIFE	55,095.00	4,177.92	7,889.36	47,205.64	0.00	47,205.64	14.32%	85.68%
101.01.52112	O.P.E.R.S	10,808.00	1,209.32	1,993.82	8,814.18	0.00	8,814.18	18.45%	81.55%
101.01.52113	WORKERS COMP.	91,406.00	0.00	5,332.18	86,073.82	0.00	86,073.82	5.83%	94.17%
101.01.52114	MEDICARE	47,336.00	3,689.72	7,361.42	39,974.58	0.00	39,974.58	15.55%	84.45%
101.01.52115	OHIO POLICE & FIRE	720,374.00	79,773.15	126,704.77	593,669.23	0.00	593,669.23	17.59%	82.41%
101.01.52116	HRA REIMBURSEMENT	253,450.00	18,004.22	37,620.29	215,829.71	0.00	215,829.71	14.84%	85.16%
101.01.52117	HEALTH CARE	1,293,274.00	99,247.50	192,556.74	1,100,717.26	9,327.56	1,091,389.70	15.61%	84.39%
101.01.52200	TRAVEL & TRANSPORT	12,500.00	0.00	0.00	12,500.00	3,000.00	9,500.00	24.00%	76.00%
101.01.52201	EDUCATIONAL EXPENSE	57,500.00	50.00	50.00	57,450.00	3,335.00	54,115.00	5.89%	94.11%
101.01.52202	FUEL	62,500.00	4,051.02	4,051.02	58,448.98	58,448.98	0.00	100.00%	0.00%
101.01.52300	CONTRACTUAL SERVICE	227,225.00	6,860.92	28,008.39	199,216.61	45,431.34	153,785.27	32.32%	67.68%
101.01.52303	CASUALTY INSURANCE	27,500.00	0.00	0.00	27,500.00	0.00	27,500.00	0.00%	100.00%
101.01.52304	I.T. SUPPORT	87,796.00	5,136.87	8,572.17	79,223.83	36,150.52	43,073.31	50.94%	49.06%
101.01.52310	UTILITIES & COMM.	96,286.00	5,317.89	7,540.49	88,745.51	51,272.21	37,473.30	61.08%	38.92%
101.01.52370	ADVERTISING	12,000.00	0.00	0.00	12,000.00	0.00	12,000.00	0.00%	100.00%
101.01.52420	OPERATING SUPPLIES	162,700.00	4,491.56	5,236.69	157,463.31	25,152.11	132,311.20	18.68%	81.32%
101.01.52430	VEHICLE MAINT. & REPAIRS	95,000.00	373.00	763.10	94,236.90	6,609.90	87,627.00	7.76%	92.24%
101.01.52432	FACILITY MAINT. & REPAIRS	5,000.00	0.00	0.00	5,000.00	0.00	5,000.00	0.00%	100.00%
101.01.52441	CAPITAL - INTOXIMETER	0.00	0.00	0.00	0.00	0.00	0.00	0.00%	0.00%
101.01.52442	CAPITAL - UNMARKED POLICE VEH	30,000.00	0.00	0.00	30,000.00	0.00	30,000.00	0.00%	100.00%
101.01.52443	CAPITAL - PATROL VEHICLE & EQUIPMENT	125,000.00	0.00	0.00	125,000.00	112,105.14	12,894.86	89.68%	10.32%
101.01.52446	CAPITAL-ELECTRONIC SPEED SIGNS	21,000.00	0.00	0.00	21,000.00	21,000.00	0.00	100.00%	0.00%
101.01.52447	CAPITAL-PUBLIC SAFETY DRONE	16,500.00	0.00	0.00	16,500.00	0.00	16,500.00	0.00%	100.00%
101.01.52450	CAMERA TRAILERS	0.00	0.00	0.00	0.00	0.00	0.00	0.00%	0.00%
101.01.52457	CAPITAL SERVER ROOM FIRE SUPPR.	0.00	0.00	0.00	0.00	0.00	0.00	0.00%	0.00%
101.01.52617	LEASE PRIN. - TASERS	5,347.00	0.00	5,346.81	0.19	0.00	0.19	100.00%	0.00%
101.01.52620	LEASE-PRIN. (3) TASERS	2,347.00	0.00	2,346.95	0.05	0.00	0.05	100.00%	0.00%
101.01.52625	LEASE-PRIN. TASER 7	2,593.00	0.00	0.00	2,593.00	0.00	2,593.00	0.00%	100.00%
Dept: 01	POLICE	6,785,055.00	486,846.72	949,055.56	5,835,999.44	371,832.76	5,464,166.68	19.47%	80.53%
101.03.52110	WAGES & SALARIES	268,322.00	20,453.96	40,517.96	227,804.04	0.00	227,804.04	15.10%	84.90%
101.03.52111	DENTAL,VISION,LIFE	7,573.00	626.54	1,253.08	6,319.92	0.00	6,319.92	16.55%	83.45%
101.03.52112	O.P.E.R.S	45,615.00	5,116.36	8,493.35	37,121.65	0.00	37,121.65	18.62%	81.38%
101.03.52113	WORKERS COMP.	7,513.00	0.00	417.57	7,095.43	0.00	7,095.43	5.56%	94.44%
101.03.52114	MEDICARE	3,891.00	296.58	587.50	3,303.50	0.00	3,303.50	15.10%	84.90%

MTD/YTD Current Expense Report by Fund by Dept for Year 2025 Month 02 - CITY OF GROVEPORT

Account	Description	Rev App	MTD Exp	YTD Exp	Unexp	Enc	Unenc	% Used	% Rem
101.03.52116	HRA REIMBURSEMENT	33,500.00	938.09	2,124.85	31,375.15	0.00	31,375.15	6.34%	93.66%
101.03.52117	HEALTH CARE	172,143.00	14,345.20	28,690.40	143,452.60	0.00	143,452.60	16.67%	83.33%
101.03.52200	TRAVEL & TRANSPORT	500.00	0.00	0.00	500.00	0.00	500.00	0.00%	100.00%
101.03.52201	EDUCATIONAL EXPENSES	0.00	0.00	0.00	0.00	0.00	0.00	0.00%	0.00%
101.03.52300	CONTRACTUAL SERVICES	4,000.00	84.64	389.07	3,610.93	1,110.93	2,500.00	37.50%	62.50%
101.03.52303	CASUALTY INSURANCE	7,000.00	0.00	0.00	7,000.00	0.00	7,000.00	0.00%	100.00%
101.03.52304	I.T. SUPPORT	25,000.00	2,860.34	4,005.44	20,994.56	12,155.54	8,839.02	64.64%	35.36%
101.03.52305	PROGRAMS	12,000.00	263.92	1,168.17	10,831.83	6,235.03	4,596.80	61.69%	38.31%
101.03.52306	RENTAL SEC. DEPOSITS REFUNDS	4,800.00	0.00	0.00	4,800.00	0.00	4,800.00	0.00%	100.00%
101.03.52310	UTILITIES & COMM.	52,344.00	3,730.76	5,139.93	47,204.07	34,420.05	12,784.02	75.58%	24.42%
101.03.52370	ADVERTISING	7,500.00	1,706.49	2,136.49	5,363.51	1,363.51	4,000.00	46.67%	53.33%
101.03.52420	OPERATING SUPPLIES	24,000.00	8,646.97	8,761.61	15,238.39	12,514.61	2,723.78	88.65%	11.35%
101.03.52441	FOURTH OF JULY	86,000.00	0.00	0.00	86,000.00	55,600.00	30,400.00	64.65%	35.35%
101.03.52442	APPLE BUTTER DAY	25,500.00	0.00	0.00	25,500.00	10,829.20	14,670.80	42.47%	57.53%
101.03.52443	HERITAGE HOLIDAY	25,500.00	0.00	0.00	25,500.00	3,908.20	21,591.80	15.33%	84.67%
101.03.52444	CAPITAL - TOWN HALL WINDOW REPLACEMENT	0.00	0.00	0.00	0.00	18,866.18	(18,866.18)	0.00%	0.00%
101.03.52448	CAPITAL - HANDICAP DOOR ACCESS	0.00	0.00	0.00	0.00	0.00	0.00	0.00%	0.00%
101.03.52453	TREES & DECORATIONS	24,850.00	0.00	0.00	24,850.00	0.00	24,850.00	0.00%	100.00%
101.03.52454	HAUNTED PARK	6,000.00	0.00	0.00	6,000.00	0.00	6,000.00	0.00%	100.00%
101.03.52455	SPECIAL EVENTS	46,000.00	4,574.73	6,074.73	39,925.27	9,118.87	30,806.40	33.03%	66.97%
101.03.52456	FARMERS MARKET & THIRD THURSDAY	15,000.00	0.00	0.00	15,000.00	7,526.40	7,473.60	50.18%	49.82%
Dept: 03	COMMUNITY AFFAIRS	904,551.00	63,644.58	109,760.15	794,790.85	173,648.52	621,142.33	31.33%	68.67%
101.05.52110	WAGES & SALARIES	165,891.00	8,319.69	15,589.50	150,301.50	0.00	150,301.50	9.40%	90.60%
101.05.52111	DENTAL,VISION,LIFE	851.00	30.50	61.00	790.00	0.00	790.00	7.17%	92.83%
101.05.52112	O.P.E.R.S	28,201.00	2,259.24	3,589.05	24,611.95	0.00	24,611.95	12.73%	87.27%
101.05.52113	WORKERS COMP.	4,645.00	0.00	129.08	4,515.92	0.00	4,515.92	2.78%	97.22%
101.05.52114	MEDICARE	2,406.00	120.65	226.08	2,179.92	0.00	2,179.92	9.40%	90.60%
101.05.52116	HRA REIMBURSEMENT	2,425.00	0.00	2,436.28	(11.28)	0.00	(11.28)	100.47%	(0.47%)
101.05.52117	HEALTH CARE	8,226.00	685.51	1,371.02	6,854.98	0.00	6,854.98	16.67%	83.33%
101.05.52201	EDUCATIONAL EXPENSE	220.00	45.00	45.00	175.00	0.00	175.00	20.45%	79.55%
101.05.52202	FUEL	10,000.00	486.35	486.35	9,513.65	9,513.65	0.00	100.00%	0.00%
101.05.52300	CONTRACTUAL SERVICE	1,500.00	72.64	115.64	1,384.36	584.36	800.00	46.67%	53.33%
101.05.52303	CASUALTY INSURANCE	11,000.00	0.00	0.00	11,000.00	0.00	11,000.00	0.00%	100.00%
101.05.52310	UTILITIES & COMM.	1,660.00	104.18	104.18	1,555.82	1,195.82	360.00	78.31%	21.69%
101.05.52420	OPERATING SUPPLIES	1,800.00	587.13	587.13	1,212.87	1,686.36	(473.49)	126.31%	(26.31%)

MTD/YTD Current Expense Report by Fund by Dept for Year 2025 Month 02 - CITY OF GROVEPORT

Account	Description	Rev App	MTD Exp	YTD Exp	Unexp	Enc	Unenc	% Used	% Rem
101.05.52430	VEHICLE MAINT. & REPAIRS	9,980.00	40.76	40.76	9,939.24	5,859.24	4,080.00	59.12%	40.88%
101.05.52440	CAPITAL - GRANT LOCAL MATCH	18,421.00	0.00	0.00	18,421.00	19,762.00	(1,341.00)	107.28%	(7.28%)
101.05.52441	CAPITAL - MORPC FEDERAL SHARE	68,318.00	0.00	0.00	68,318.00	0.00	68,318.00	0.00%	100.00%
Dept: 05	SENIOR TRANSPORTATION	335,544.00	12,751.65	24,781.07	310,762.93	38,601.43	272,161.50	18.89%	81.11%
101.06.52340	COUNTY HEALTH	65,000.00	0.00	0.00	65,000.00	0.00	65,000.00	0.00%	100.00%
Dept: 06	COUNTY HEALTH DISTRICT	65,000.00	0.00	0.00	65,000.00	0.00	65,000.00	0.00%	100.00%
101.07.52341	BOARD OF REVIEW	3,500.00	0.00	0.00	3,500.00	0.00	3,500.00	0.00%	100.00%
101.07.52342	DRETAC	1,000.00	0.00	0.00	1,000.00	0.00	1,000.00	0.00%	100.00%
101.07.52343	TAX COLLECTION	50.00	0.00	0.00	50.00	0.00	50.00	0.00%	100.00%
101.07.52344	AUDITOR & TREASURER	8,500.00	0.00	0.00	8,500.00	0.00	8,500.00	0.00%	100.00%
101.07.52371	DELINQUENT TAX-ADV.	1,000.00	0.00	0.00	1,000.00	0.00	1,000.00	0.00%	100.00%
101.07.52730	TAX REFUNDS	2,150.00	0.00	0.00	2,150.00	0.00	2,150.00	0.00%	100.00%
Dept: 07	REAL ESTATE TAX COLLECTION	16,200.00	0.00	0.00	16,200.00	0.00	16,200.00	0.00%	100.00%
101.08.52345	MUNICIPAL AUDIT	24,000.00	0.00	0.00	24,000.00	24,000.00	0.00	100.00%	0.00%
Dept: 08	AUDITS & ELECTIONS	24,000.00	0.00	0.00	24,000.00	24,000.00	0.00	100.00%	0.00%
101.09.52110	WAGES & SALARIES	93,404.00	7,018.94	14,003.48	79,400.52	0.00	79,400.52	14.99%	85.01%
101.09.52111	DENTAL,VISION,LIFE	3,250.00	270.02	540.04	2,709.96	0.00	2,709.96	16.62%	83.38%
101.09.52112	O.P.E.R.S	15,879.00	1,781.06	2,946.77	12,932.23	0.00	12,932.23	18.56%	81.44%
101.09.52113	WORKERS COMP.	2,615.00	0.00	145.36	2,469.64	0.00	2,469.64	5.56%	94.44%
101.09.52114	MEDICARE	1,354.00	101.78	203.05	1,150.95	0.00	1,150.95	15.00%	85.00%
101.09.52116	HRA REIMBURSEMENT	19,100.00	4,223.70	6,410.32	12,689.68	0.00	12,689.68	33.56%	66.44%
101.09.52117	HEALTH CARE	68,728.00	8,174.23	13,786.16	54,941.84	9,022.50	45,919.34	33.19%	66.81%
101.09.52200	TRAVEL & TRANSPORT	1,000.00	0.00	0.00	1,000.00	400.00	600.00	40.00%	60.00%
101.09.52201	EDUCATIONAL EXPENSES	800.00	0.00	315.00	485.00	0.00	485.00	39.38%	60.63%
101.09.52300	CONTRACTUAL SERVICES	32,000.00	20,706.58	20,753.53	11,246.47	11,533.47	(287.00)	100.90%	(0.90%)
101.09.52420	OPERATING SUPPLIES	6,760.00	428.06	958.06	5,801.94	6,529.94	(728.00)	110.77%	(10.77%)
Dept: 09	MAYOR	244,890.00	42,704.37	60,061.77	184,828.23	27,485.91	157,342.32	35.75%	64.25%
101.10.52110	WAGES & SALARIES	108,404.00	7,891.62	15,760.42	92,643.58	0.00	92,643.58	14.54%	85.46%
101.10.52111	DENTAL,VISION,LIFE	8,715.00	703.25	1,406.50	7,308.50	0.00	7,308.50	16.14%	83.86%
101.10.52112	O.P.E.R.S	18,429.00	2,263.47	3,595.44	14,833.56	0.00	14,833.56	19.51%	80.49%
101.10.52113	WORKERS COMP.	3,035.00	0.00	168.70	2,866.30	0.00	2,866.30	5.56%	94.44%
101.10.52114	MEDICARE	1,572.00	114.42	228.52	1,343.48	0.00	1,343.48	14.54%	85.46%

MTD/YTD Current Expense Report by Fund by Dept for Year 2025 Month 02 - CITY OF GROVEPORT

Account	Description	Rev App	MTD Exp	YTD Exp	Unexp	Enc	Unenc	% Used	% Rem
101.10.52116	HRA REIMBURSEMENT	9,550.00	0.00	78.87	9,471.13	0.00	9,471.13	0.83%	99.17%
101.10.52117	HEALTH CARE	51,897.00	4,324.73	8,649.46	43,247.54	0.00	43,247.54	16.67%	83.33%
101.10.52200	TRAVEL & TRANSPORT	800.00	0.00	0.00	800.00	0.00	800.00	0.00%	100.00%
101.10.52201	EDUCATIONAL EXPENSE	900.00	210.00	340.00	560.00	0.00	560.00	37.78%	62.22%
101.10.52300	CONTRACTUAL SERVICES	22,075.00	10,901.96	10,901.96	11,173.04	145.77	11,027.27	50.05%	49.95%
101.10.52310	UTILITIES & COMMUN.	1,200.00	96.35	96.35	1,103.65	1,203.65	(100.00)	108.33%	(8.33%)
101.10.52370	ADVERTISING	700.00	56.50	344.10	355.90	443.50	(87.60)	112.51%	(12.51%)
101.10.52401	COMM. SERVICE GRANTS	40,000.00	25,000.00	25,000.00	15,000.00	0.00	15,000.00	62.50%	37.50%
101.10.52420	OPERATING SUPPLIES	7,800.00	531.57	531.57	7,268.43	688.59	6,579.84	15.64%	84.36%
101.10.52440	CAPITAL - COUNCIL CHAMBER RENOVATION	0.00	0.00	0.00	0.00	0.00	0.00	0.00%	0.00%
Dept: 10	LEGISLATIVE	275,077.00	52,093.87	67,101.89	207,975.11	2,481.51	205,493.60	25.30%	74.70%
101.11.52110	WAGES & SALARIES	189,938.00	13,711.96	27,406.00	162,532.00	0.00	162,532.00	14.43%	85.57%
101.11.52111	DENTAL,VISION,LIFE	1,330.00	109.78	219.56	1,110.44	0.00	1,110.44	16.51%	83.49%
101.11.52112	O.P.E.R.S	32,289.00	3,493.43	5,762.09	26,526.91	0.00	26,526.91	17.85%	82.15%
101.11.52113	WORKERS COMP.	5,318.00	0.00	295.59	5,022.41	0.00	5,022.41	5.56%	94.44%
101.11.52114	MEDICARE	2,754.00	198.83	397.40	2,356.60	0.00	2,356.60	14.43%	85.57%
101.11.52116	HRA REIMBURSEMENT	9,550.00	11.23	22.46	9,527.54	0.00	9,527.54	0.24%	99.76%
101.11.52117	HEALTH CARE	51,897.00	4,324.73	8,649.46	43,247.54	0.00	43,247.54	16.67%	83.33%
101.11.52200	TRAVEL & TRANSPORT	5,000.00	0.00	0.00	5,000.00	0.00	5,000.00	0.00%	100.00%
101.11.52201	EDUCATIONAL EXPENSE	9,850.00	1,275.00	5,826.85	4,023.15	0.00	4,023.15	59.16%	40.84%
101.11.52300	CONTRACTUAL SERVICE	104,520.00	23,521.38	24,405.13	80,114.87	22,647.57	57,467.30	45.02%	54.98%
101.11.52304	I.T. SUPPORT	30,000.00	2,287.89	4,369.89	25,630.11	21,943.36	3,686.75	87.71%	12.29%
101.11.52310	UTILITIES & COMM.	59,300.00	4,336.46	5,459.15	53,840.85	42,669.73	11,171.12	81.16%	18.84%
101.11.52420	OPERATING SUPPLIES	39,935.00	1,970.19	8,251.31	31,683.69	7,033.05	24,650.64	38.27%	61.73%
101.11.52432	FACILITY MAINT. & REPAIRS	0.00	0.00	0.00	0.00	0.00	0.00	0.00%	0.00%
Dept: 11	ADMINISTRATION	541,681.00	55,240.88	91,064.89	450,616.11	94,293.71	356,322.40	34.22%	65.78%
101.12.52110	WAGES & SALARIES	245,223.00	18,849.98	37,751.62	207,471.38	0.00	207,471.38	15.39%	84.61%
101.12.52111	DENTAL,VISION,LIFE	6,441.00	455.92	911.84	5,529.16	0.00	5,529.16	14.16%	85.84%
101.12.52112	O.P.E.R.S	41,688.00	5,001.83	8,043.32	33,644.68	0.00	33,644.68	19.29%	80.71%
101.12.52113	WORKERS COMP.	6,866.00	0.00	336.04	6,529.96	0.00	6,529.96	4.89%	95.11%
101.12.52114	MEDICARE	3,556.00	273.32	547.40	3,008.60	0.00	3,008.60	15.39%	84.61%
101.12.52116	HRA REIMBURSEMENT	23,875.00	651.22	651.22	23,223.78	0.00	23,223.78	2.73%	97.27%
101.12.52117	HEALTH CARE	129,742.00	10,811.83	21,623.66	108,118.34	0.00	108,118.34	16.67%	83.33%
101.12.52200	TRAVEL & TRANSPORT	3,000.00	17.85	17.85	2,982.15	0.00	2,982.15	0.60%	99.41%
101.12.52201	EDUCATIONAL EXPENSE	2,840.00	0.00	219.00	2,621.00	0.00	2,621.00	7.71%	92.29%

MTD/YTD Current Expense Report by Fund by Dept for Year 2025 Month 02 - CITY OF GROVEPORT

Account	Description	Rev App	MTD Exp	YTD Exp	Unexp	Enc	Unenc	% Used	% Rem
101.12.52300	CONTRACTUAL SERVICE	60,400.00	4,826.76	25,234.38	35,165.62	6,804.30	28,361.32	53.04%	46.96%
101.12.52301	INCOME TAX - FEES	450,000.00	42,809.41	126,375.68	323,624.32	0.00	323,624.32	28.08%	71.92%
101.12.52302	INCOME TAX-REFUNDS	450,000.00	49,141.42	57,717.50	392,282.50	0.00	392,282.50	12.83%	87.17%
101.12.52303	CASUALTY INSURANCE	16,250.00	0.00	0.00	16,250.00	0.00	16,250.00	0.00%	100.00%
101.12.52310	UTILITIES & COMM.	696.00	58.00	116.00	580.00	580.00	0.00	100.00%	0.00%
101.12.52420	OPERATING SUPPLIES	16,500.00	1,375.02	1,375.02	15,124.98	0.00	15,124.98	8.33%	91.67%
101.12.52431	REAL ESTATE TAX - TOWN CENTER	8,000.00	0.00	4,841.20	3,158.80	0.00	3,158.80	60.52%	39.49%
101.12.52432	REAL ESTATE TAX - EXEMPTION	6,000.00	0.00	0.00	6,000.00	0.00	6,000.00	0.00%	100.00%
Dept: 12	FINANCE	1,471,077.00	134,272.56	285,761.73	1,185,315.27	7,384.30	1,177,930.97	19.93%	80.07%
101.13.52110	WAGES & SALARIES	94,502.00	7,200.00	14,400.00	80,102.00	0.00	80,102.00	15.24%	84.76%
101.13.52111	DENTAL,VISION,LIFE	800.00	65.71	131.42	668.58	0.00	668.58	16.43%	83.57%
101.13.52112	O.P.E.R.S	16,065.00	1,836.00	3,012.94	13,052.06	0.00	13,052.06	18.75%	81.25%
101.13.52113	WORKERS COMP.	2,646.00	0.00	147.07	2,498.93	0.00	2,498.93	5.56%	94.44%
101.13.52114	MEDICARE	1,370.00	104.40	208.80	1,161.20	0.00	1,161.20	15.24%	84.76%
101.13.52116	HRA REIMBURSEMENT	4,850.00	0.00	0.00	4,850.00	0.00	4,850.00	0.00%	100.00%
101.13.52117	HEALTH CARE	16,452.00	1,371.01	2,742.02	13,709.98	0.00	13,709.98	16.67%	83.33%
101.13.52200	TRAVEL & TRANSPORT	3,400.00	0.00	0.00	3,400.00	0.00	3,400.00	0.00%	100.00%
101.13.52201	EDUCATIONAL EXPENSES	20,599.00	0.00	0.00	20,599.00	0.00	20,599.00	0.00%	100.00%
101.13.52300	CONTRACTUAL SERVICES	220,300.00	4.23	4.23	220,295.77	145.77	220,150.00	0.07%	99.93%
101.13.52304	I.T. SUPPORT	3,000.00	0.00	0.00	3,000.00	0.00	3,000.00	0.00%	100.00%
101.13.52307	COMMUNITY IMPROVEMENT	105,500.00	0.00	0.00	105,500.00	0.00	105,500.00	0.00%	100.00%
101.13.52310	UTILITIES & COMM.	696.00	58.00	116.00	580.00	580.00	0.00	100.00%	0.00%
101.13.52312	SCHOOL SHARING	1,270,000.00	0.00	0.00	1,270,000.00	0.00	1,270,000.00	0.00%	100.00%
101.13.52320	TAX INCENTIVE	750,000.00	0.00	0.00	750,000.00	0.00	750,000.00	0.00%	100.00%
101.13.52370	ADVERTISING	10,000.00	0.00	0.00	10,000.00	0.00	10,000.00	0.00%	100.00%
101.13.52420	OPERATING SUPPLIES	15,014.00	1,779.58	1,779.58	13,234.42	0.00	13,234.42	11.85%	88.15%
101.13.52610	PRINCIPAL - DOWNTOWN BUILDINGS	184,000.00	0.00	0.00	184,000.00	184,000.00	0.00	100.00%	0.00%
101.13.52620	INTEREST - DOWNTOWN BUILDINGS	95,935.00	0.00	0.00	95,935.00	95,935.00	0.00	100.00%	0.00%
Dept: 13	ECONOMIC DEVELOPMENT	2,815,129.00	12,418.93	22,542.06	2,792,586.94	280,660.77	2,511,926.17	10.77%	89.23%
101.16.52110	WAGES & SALARIES	185,736.00	14,446.13	28,936.80	156,799.20	0.00	156,799.20	15.58%	84.42%
101.16.52111	DENTAL,VISION,LIFE	2,212.00	183.36	366.72	1,845.28	0.00	1,845.28	16.58%	83.42%
101.16.52112	O.P.E.R.S	31,575.00	3,714.08	5,919.85	25,655.15	0.00	25,655.15	18.75%	81.25%
101.16.52113	WORKERS COMP.	5,201.00	0.00	289.05	4,911.95	0.00	4,911.95	5.56%	94.44%
101.16.52114	MEDICARE	2,693.00	209.46	419.57	2,273.43	0.00	2,273.43	15.58%	84.42%

MTD/YTD Current Expense Report by Fund by Dept for Year 2025 Month 02 - CITY OF GROVEPORT

Account	Description	Rev App	MTD Exp	YTD Exp	Unexp	Enc	Unenc	% Used	% Rem
101.16.52116	HRA REIMBURSEMENT	9,550.00	2,160.65	3,332.76	6,217.24	0.00	6,217.24	34.90%	65.10%
101.16.52117	HEALTH CARE	51,897.00	4,324.73	8,649.46	43,247.54	0.00	43,247.54	16.67%	83.33%
101.16.52200	TRAVEL & TRANSPORT	3,500.00	0.00	0.00	3,500.00	0.00	3,500.00	0.00%	100.00%
101.16.52201	EDUCATIONAL EXPENSES	2,400.00	0.00	259.00	2,141.00	0.00	2,141.00	10.79%	89.21%
101.16.52300	CONTRACTUAL SERVICES	40,000.00	1,581.97	2,242.62	37,757.38	13,532.38	24,225.00	39.44%	60.56%
101.16.52310	UTILITIES & COMM.	928.00	90.77	148.77	779.23	1,027.23	(248.00)	126.72%	(26.72%)
101.16.52420	OPERATING SUPPLIES	1,700.00	273.49	1,459.14	240.86	0.00	240.86	85.83%	14.17%
Dept: 16	LAW DEPARTMENT	337,392.00	26,984.64	52,023.74	285,368.26	14,559.61	270,808.65	19.73%	80.27%
101.18.52110	WAGES & SALARIES	546,156.00	35,900.59	76,142.05	470,013.95	0.00	470,013.95	13.94%	86.06%
101.18.52111	DENTAL,VISION,LIFE	13,350.00	1,101.87	2,203.74	11,146.26	0.00	11,146.26	16.51%	83.49%
101.18.52112	O.P.E.R.S	92,847.00	10,097.13	16,729.87	76,117.13	0.00	76,117.13	18.02%	81.98%
101.18.52113	WORKERS COMP.	15,292.00	0.00	849.94	14,442.06	0.00	14,442.06	5.56%	94.44%
101.18.52114	MEDICARE	7,919.00	520.54	1,104.04	6,814.96	0.00	6,814.96	13.94%	86.06%
101.18.52116	HRA REIMBURSEMENT	76,550.00	1,286.47	7,710.84	68,839.16	0.00	68,839.16	10.07%	89.93%
101.18.52117	HEALTH CARE	396,182.00	40,293.58	66,030.26	330,151.74	0.00	330,151.74	16.67%	83.33%
101.18.52200	TRAVEL & TRANSPORT	1,600.00	0.00	0.00	1,600.00	1,000.00	600.00	62.50%	37.50%
101.18.52201	EDUCATIONAL EXPENSE	9,300.00	995.00	1,295.00	8,005.00	1,013.25	6,991.75	24.82%	75.18%
101.18.52202	FUEL	18,000.00	1,365.18	1,365.18	16,634.82	16,634.82	0.00	100.00%	0.00%
101.18.52300	CONTRACTUAL SERVICES	23,800.00	1,384.12	5,558.08	18,241.92	17,503.17	738.75	96.90%	3.10%
101.18.52303	CASUALTY INSURANCE	19,000.00	0.00	0.00	19,000.00	0.00	19,000.00	0.00%	100.00%
101.18.52304	I.T. SUPPORT	1,600.00	0.00	0.00	1,600.00	0.00	1,600.00	0.00%	100.00%
101.18.52310	UTILITIES & COMM.	11,918.00	781.85	1,245.85	10,672.15	6,722.15	3,950.00	66.86%	33.14%
101.18.52420	OPERATING SUPPLIES	193,300.00	5,845.52	9,473.57	183,826.43	54,996.17	128,830.26	33.35%	66.65%
101.18.52430	VEHICLE MAINT. & REPAIRS	23,300.00	2,727.88	6,280.60	17,019.40	12,870.51	4,148.89	82.19%	17.81%
101.18.52621	LEASE PRIN. #054	6,231.00	0.00	0.00	6,231.00	6,231.00	0.00	100.00%	0.00%
101.18.52631	LEASE INTEREST - #054	149.00	0.00	0.00	149.00	149.00	0.00	100.00%	0.00%
Dept: 18	PARKS	1,456,494.00	102,299.73	195,989.02	1,260,504.98	117,120.07	1,143,384.91	21.50%	78.50%
101.22.52110	WAGES & SALARIES	173,126.00	13,190.41	26,380.83	146,745.17	0.00	146,745.17	15.24%	84.76%
101.22.52111	DENTAL,VISION,LIFE	2,943.00	242.01	484.02	2,458.98	0.00	2,458.98	16.45%	83.55%
101.22.52112	O.P.E.R.S	29,431.00	3,363.57	5,491.66	23,939.34	0.00	23,939.34	18.66%	81.34%
101.22.52113	WORKERS COMP.	4,848.00	0.00	269.42	4,578.58	0.00	4,578.58	5.56%	94.44%
101.22.52114	MEDICARE	2,510.00	191.26	382.52	2,127.48	0.00	2,127.48	15.24%	84.76%
101.22.52116	HRA REIMBURSEMENT	14,400.00	0.00	0.00	14,400.00	0.00	14,400.00	0.00%	100.00%
101.22.52117	HEALTH CARE	68,349.00	5,695.74	11,391.48	56,957.52	0.00	56,957.52	16.67%	83.33%
101.22.52200	TRAVEL & TRANSPORT	800.00	0.00	0.00	800.00	800.00	0.00	100.00%	0.00%

MTD/YTD Current Expense Report by Fund by Dept for Year 2025 Month 02 - CITY OF GROVEPORT

Account	Description	Rev App	MTD Exp	YTD Exp	Unexp	Enc	Unenc	% Used	% Rem
101.22.52201	EDUCATIONAL EXPENSE	9,950.00	0.00	3,500.00	6,450.00	3,249.00	3,201.00	67.83%	32.17%
101.22.52300	CONTRACTUAL SERVICE	55,830.00	606.13	1,779.79	54,050.21	41,860.21	12,190.00	78.17%	21.83%
101.22.52305	PROGRAMS	18,800.00	100.00	100.00	18,700.00	10,600.00	8,100.00	56.91%	43.09%
101.22.52310	UTILITIES & COMM.	1,500.00	116.00	232.00	1,268.00	1,160.00	108.00	92.80%	7.20%
101.22.52370	ADVERTISING	8,000.00	32.06	32.06	7,967.94	6,967.94	1,000.00	87.50%	12.50%
101.22.52420	OPERATING SUPPLIES	8,200.00	273.49	829.10	7,370.90	1,944.39	5,426.51	33.82%	66.18%
Dept: 22	HR- ADMINISTRATION	398,687.00	23,810.67	50,872.88	347,814.12	66,581.54	281,232.58	29.46%	70.54%
101.28.52450	TRANSFER OUT - STREET FUND	1,300,000.00	0.00	0.00	1,300,000.00	0.00	1,300,000.00	0.00%	100.00%
101.28.52451	TRANSFER OUT - RECREATION FUND	2,475,000.00	0.00	0.00	2,475,000.00	0.00	2,475,000.00	0.00%	100.00%
101.28.52452	TRANSFER OUT - SENIOR CENTER FUND	200,000.00	100,000.00	100,000.00	100,000.00	0.00	100,000.00	50.00%	50.00%
101.28.52453	TRANSFER OUT - G.R.E.A.T. FUND	450,000.00	150,000.00	150,000.00	300,000.00	0.00	300,000.00	33.33%	66.67%
101.28.52454	TRANSFER OUT - GOLF COURSE FUND	1,380,000.00	0.00	0.00	1,380,000.00	0.00	1,380,000.00	0.00%	100.00%
101.28.52455	TRANSFER OUT - PARK FUND	75,000.00	75,000.00	75,000.00	0.00	0.00	0.00	100.00%	0.00%
101.28.52456	TRANSFER OUT - TERMINATION FUND	200,000.00	200,000.00	200,000.00	0.00	0.00	0.00	100.00%	0.00%
101.28.52480	INTERFUND PRINCIPAL DEBT SERVICES	69,000.00	69,000.00	69,000.00	0.00	0.00	0.00	100.00%	0.00%
101.28.52481	INTERFUND INTEREST - DEBT SERVICES	59,115.00	59,115.00	59,115.00	0.00	0.00	0.00	100.00%	0.00%
Dept: 28		6,208,115.00	653,115.00	653,115.00	5,555,000.00	0.00	5,555,000.00	10.52%	89.48%
101.30.52110	WAGES & SALARIES	387,057.00	28,847.55	57,709.94	329,347.06	0.00	329,347.06	14.91%	85.09%
101.30.52111	DENTAL,VISION,LIFE	6,425.00	529.27	1,058.54	5,366.46	0.00	5,366.46	16.48%	83.52%
101.30.52112	O.P.E.R.S	65,800.00	7,351.07	12,071.42	53,728.58	0.00	53,728.58	18.35%	81.65%
101.30.52113	WORKERS COMP.	10,838.00	0.00	602.35	10,235.65	0.00	10,235.65	5.56%	94.44%
101.30.52114	MEDICARE	5,612.00	418.29	836.80	4,775.20	0.00	4,775.20	14.91%	85.09%
101.30.52116	HRA REIMBURSEMENT	33,500.00	6,775.50	6,937.70	26,562.30	0.00	26,562.30	20.71%	79.29%
101.30.52117	HEALTH CARE	172,143.00	14,345.20	28,690.40	143,452.60	0.00	143,452.60	16.67%	83.33%
101.30.52200	TRAVEL & TRANSPORT	750.00	0.00	0.00	750.00	0.00	750.00	0.00%	100.00%
101.30.52201	EDUCATIONAL EXPENSE	3,000.00	279.00	874.00	2,126.00	110.00	2,016.00	32.80%	67.20%
101.30.52202	FUEL	2,500.00	118.97	118.97	2,381.03	2,381.03	0.00	100.00%	0.00%
101.30.52300	CONTRACTUAL SERVICES	229,600.00	4,728.10	12,099.24	217,500.76	82,800.76	134,700.00	41.33%	58.67%
101.30.52301	3% STATE FEE	10,000.00	525.99	785.62	9,214.38	9,214.38	0.00	100.00%	0.00%
101.30.52302	1% STATE FEE	1,500.00	6.59	19.36	1,480.64	1,480.64	0.00	100.00%	0.00%
101.30.52303	CASUALTY INSURANCE	7,000.00	0.00	0.00	7,000.00	0.00	7,000.00	0.00%	100.00%
101.30.52304	I.T. SUPPORT	5,865.00	0.00	0.00	5,865.00	0.00	5,865.00	0.00%	100.00%

MTD/YTD Current Expense Report by Fund by Dept for Year 2025 Month 02 - CITY OF GROVEPORT

Account	Description	Rev App	MTD Exp	YTD Exp	Unexp	Enc	Unenc	% Used	% Rem
101.30.52310	UTILITIES & COMM.	2,500.00	90.77	148.77	2,351.23	1,027.23	1,324.00	47.04%	52.96%
101.30.52370	ADVERTISING	1,000.00	45.40	45.40	954.60	954.60	0.00	100.00%	0.00%
101.30.52420	OPERATING SUPPLIES	10,850.00	2,155.71	2,433.39	8,416.61	6,860.58	1,556.03	85.66%	14.34%
101.30.52430	VEHICLE MAINT. & REPAIRS	3,000.00	0.00	0.00	3,000.00	0.00	3,000.00	0.00%	100.00%
Dept: 30	BUILDING & ZONING	958,940.00	66,217.41	124,431.90	834,508.10	104,829.22	729,678.88	23.91%	76.09%
101.31.52110	WAGES & SALARIES	220,254.00	17,090.63	33,608.73	186,645.27	0.00	186,645.27	15.26%	84.74%
101.31.52111	DENTAL,VISION,LIFE	4,206.00	286.36	572.72	3,633.28	0.00	3,633.28	13.62%	86.38%
101.31.52112	O.P.E.R.S	37,443.00	4,235.03	7,035.11	30,407.89	0.00	30,407.89	18.79%	81.21%
101.31.52113	WORKERS COMP.	6,167.00	0.00	342.77	5,824.23	0.00	5,824.23	5.56%	94.44%
101.31.52114	MEDICARE	3,194.00	247.82	487.34	2,706.66	0.00	2,706.66	15.26%	84.74%
101.31.52116	HRA REIMBURSEMENT	23,950.00	381.69	381.69	23,568.31	0.00	23,568.31	1.59%	98.41%
101.31.52117	HEALTH CARE	120,246.00	10,020.47	20,040.94	100,205.06	0.00	100,205.06	16.67%	83.33%
101.31.52200	TRAVEL & TRANSPORT	200.00	0.00	0.00	200.00	0.00	200.00	0.00%	100.00%
101.31.52201	EDUCATIONAL EXPENSE	3,000.00	91.40	91.40	2,908.60	0.00	2,908.60	3.05%	96.95%
101.31.52202	FUEL	4,800.00	393.69	393.69	4,406.31	4,406.31	0.00	100.00%	0.00%
101.31.52300	CONTRACTUAL SERVICES	2,850.00	12.70	2,993.95	(143.95)	637.30	(781.25)	127.41%	(27.41%)
101.31.52303	CASUALTY INSURANCE	3,000.00	0.00	0.00	3,000.00	0.00	3,000.00	0.00%	100.00%
101.31.52310	UTILITIES & COMM.	3,484.00	228.00	402.00	3,082.00	2,406.00	676.00	80.60%	19.40%
101.31.52420	OPERATING SUPPLIES	12,150.00	164.41	357.85	11,792.15	5,742.15	6,050.00	50.21%	49.79%
101.31.52430	VEHICLE MAINT. & REPAIRS	6,500.00	190.64	190.64	6,309.36	5,309.36	1,000.00	84.62%	15.38%
101.31.52431	FACILITY-MAINT. CONTRACTS- COMM. AFFAIRS	55,200.00	9,701.97	10,693.58	44,506.42	81,945.78	(37,439.36)	167.82%	(67.82%)
101.31.52432	FACILITY MAINT. CONTRACTS- MUNICIPAL BLDG	58,080.00	4,417.46	4,882.57	53,197.43	13,117.79	40,079.64	30.99%	69.01%
101.31.52433	FACILITY MAINT. CONTRACTS- POLICE	21,800.00	1,715.17	1,907.17	19,892.83	16,338.83	3,554.00	83.70%	16.30%
101.31.52434	FACILITY MAINT. & REPAIRS - POLICE	70,800.00	302.32	631.65	70,168.35	12,818.35	57,350.00	19.00%	81.00%
101.31.52435	FACILITY MAINT. & REPAIRS-COMM. AFFAIRS	28,600.00	88.73	1,221.68	27,378.32	18,153.32	9,225.00	67.74%	32.26%
101.31.52436	FACILITY MAINT. & REPAIRS - MUNI. BLDG.	33,500.00	0.00	0.00	33,500.00	11,980.00	21,520.00	35.76%	64.24%
Dept: 31	FACILITIES MANAGEMENT	719,424.00	49,568.49	86,235.48	633,188.52	172,855.19	460,333.33	36.01%	63.99%
101.32.52110	WAGES & SALARIES	161,236.00	12,140.40	24,280.81	136,955.19	0.00	136,955.19	15.06%	84.94%
101.32.52111	DENTAL,VISION,LIFE	2,057.00	127.06	254.12	1,802.88	0.00	1,802.88	12.35%	87.65%
101.32.52112	O.P.E.R.S	27,410.00	3,095.82	5,077.29	22,332.71	0.00	22,332.71	18.52%	81.48%
101.32.52113	WORKERS COMP.	4,515.00	0.00	188.19	4,326.81	0.00	4,326.81	4.17%	95.83%
101.32.52114	MEDICARE	2,338.00	176.02	352.04	1,985.96	0.00	1,985.96	15.06%	84.94%

MTD/YTD Current Expense Report by Fund by Dept for Year 2025 Month 02 - CITY OF GROVEPORT

Account	Description	Rev App	MTD Exp	YTD Exp	Unexp	Enc	Unenc	% Used	% Rem
101.32.52116	HRA REIMBURSEMENT	10,800.00	292.85	364.92	10,435.08	0.00	10,435.08	3.38%	96.62%
101.32.52117	HEALTH CARE	51,262.00	4,271.80	8,543.60	42,718.40	0.00	42,718.40	16.67%	83.33%
101.32.52200	TRAVEL & TRANSPORTATION	500.00	0.00	0.00	500.00	0.00	500.00	0.00%	100.00%
101.32.52201	EDUCATIONAL EXPENSES	3,500.00	429.00	429.00	3,071.00	80.00	2,991.00	14.54%	85.46%
101.32.52202	FUEL	1,500.00	0.00	0.00	1,500.00	1,500.00	0.00	100.00%	0.00%
101.32.52300	CONTRACTUAL SERVICES	285,680.00	13,435.97	13,435.97	272,244.03	66,381.53	205,862.50	27.94%	72.06%
101.32.52310	UTILITIES & COMMUNICATIONS	696.00	58.00	116.00	580.00	580.00	0.00	100.00%	0.00%
101.32.52370	ADVERTISING	300.00	0.00	0.00	300.00	0.00	300.00	0.00%	100.00%
101.32.52420	OPERATING SUPPLIES	10,750.00	5,501.31	5,501.31	5,248.69	969.01	4,279.68	60.19%	39.81%
101.32.52430	MAINTENANCE & REPAIR	1,000.00	0.00	0.00	1,000.00	0.00	1,000.00	0.00%	100.00%
Dept: 32	ENGINEERING	563,544.00	39,528.23	58,543.25	505,000.75	69,510.54	435,490.21	22.72%	77.28%
101.33.52110	WAGES & SALARIES	46,426.00	3,500.80	7,001.60	39,424.40	0.00	39,424.40	15.08%	84.92%
101.33.52111	DENTAL,VISION,LIFE	1,280.00	31.87	63.74	1,216.26	0.00	1,216.26	4.98%	95.02%
101.33.52112	O.P.E.R.S	7,893.00	892.70	1,464.98	6,428.02	0.00	6,428.02	18.56%	81.44%
101.33.52113	WORKERS COMP.	1,300.00	0.00	36.12	1,263.88	0.00	1,263.88	2.78%	97.22%
101.33.52114	MEDICARE	673.00	50.76	101.52	571.48	0.00	571.48	15.08%	84.92%
101.33.52116	HRA REIMBURSEMENT	2,425.00	0.00	0.00	2,425.00	0.00	2,425.00	0.00%	100.00%
101.33.52117	HEALTH CARE	8,226.00	685.50	1,371.00	6,855.00	0.00	6,855.00	16.67%	83.33%
101.33.52200	TRAVEL & TRANSPORTATION	100.00	0.00	0.00	100.00	0.00	100.00	0.00%	100.00%
101.33.52201	EDUCATIONAL EXPENSES	200.00	0.00	0.00	200.00	0.00	200.00	0.00%	100.00%
101.33.52202	FUEL	3,000.00	180.44	180.44	2,819.56	2,819.56	0.00	100.00%	0.00%
101.33.52300	CONTRACTUAL SERVICE	900.00	4.23	4.23	895.77	145.77	750.00	16.67%	83.33%
101.33.52304	I.T. SUPPORT	1,500.00	0.00	0.00	1,500.00	0.00	1,500.00	0.00%	100.00%
101.33.52310	UTILITIES & COMMUNICATIONS	1,180.00	90.70	148.70	1,031.30	1,027.30	4.00	99.66%	0.34%
101.33.52420	OPERATING SUPPLIES	1,375.00	273.49	273.49	1,101.51	900.00	201.51	85.34%	14.66%
101.33.52430	VEHICLE MAINT. & REPAIRS	1,400.00	0.00	0.00	1,400.00	1,400.00	0.00	100.00%	0.00%
Dept: 33	TRANSPORTATION SERVICES	77,878.00	5,710.49	10,645.82	67,232.18	6,292.63	60,939.55	21.75%	78.25%
101.34.52110	WAGES & SALARIES	108,493.00	8,269.60	16,539.20	91,953.80	0.00	91,953.80	15.24%	84.76%
101.34.52111	DENTAL,VISION,LIFE	819.00	19.60	39.20	779.80	0.00	779.80	4.79%	95.21%
101.34.52112	O.P.E.R.S	18,444.00	2,108.73	3,446.55	14,997.45	0.00	14,997.45	18.69%	81.31%
101.34.52113	WORKERS COMPENSATION	3,038.00	0.00	168.84	2,869.16	0.00	2,869.16	5.56%	94.44%
101.34.52114	MEDICARE	1,573.00	119.90	239.81	1,333.19	0.00	1,333.19	15.25%	84.75%
101.34.52116	HRA REIMBURSEMENT	4,850.00	0.00	0.00	4,850.00	0.00	4,850.00	0.00%	100.00%
101.34.52117	HEALTH CARE	16,453.00	0.00	0.00	16,453.00	0.00	16,453.00	0.00%	100.00%
101.34.52200	TRAVEL & TRANSPORTATION	2,500.00	0.00	0.00	2,500.00	0.00	2,500.00	0.00%	100.00%

MTD/YTD Current Expense Report by Fund by Dept for Year 2025 Month 02 - CITY OF GROVEPORT

Account	Description	Rev App	MTD Exp	YTD Exp	Unexp	Enc	Unenc	% Used	% Rem
101.34.52201	EDUCATIONAL EXPENSES	2,500.00	0.00	0.00	2,500.00	0.00	2,500.00	0.00%	100.00%
101.34.52300	CONTRACTUAL SERVICES	180,000.00	799.23	2,465.68	177,534.32	20,095.77	157,438.55	12.53%	87.47%
101.34.52304	I.T. SUPPORT	180,000.00	1,206.81	1,206.81	178,793.19	328.17	178,465.02	0.85%	99.15%
101.34.52310	UTILITIES & COMMUNICATIONS	696.00	77.27	135.27	560.73	860.73	(300.00)	143.10%	(43.10)%
101.34.52420	OPERATING SUPPLIES	25,000.00	135.00	135.00	24,865.00	0.00	24,865.00	0.54%	99.46%
101.34.52446	CITY-WIDE SERVER PROJECT	15,141.00	15,140.18	15,140.18	0.82	0.00	0.82	99.99%	0.01%
Dept: 34	INFORMATION TECHNOLOGY	559,507.00	27,876.32	39,516.54	519,990.46	21,284.67	498,705.79	10.87%	89.13%
101.35.52300	CONTRACTUAL SERVICES	1,000.00	0.00	0.00	1,000.00	0.00	1,000.00	0.00%	100.00%
101.35.52303	CASUALTY INSURANCE	9,000.00	0.00	0.00	9,000.00	0.00	9,000.00	0.00%	100.00%
101.35.52304	I.T. SUPPORT	1,000.00	0.00	0.00	1,000.00	0.00	1,000.00	0.00%	100.00%
101.35.52310	UTILITIES & COMMUNICATIONS	19,400.00	1,252.16	1,252.16	18,147.84	11,147.84	7,000.00	63.92%	36.08%
101.35.52420	OPERATING SUPPLIES	28,500.00	0.00	0.00	28,500.00	0.00	28,500.00	0.00%	100.00%
101.35.52430	FACILITY MAINT. & REPAIRS	12,900.00	0.00	0.00	12,900.00	5,670.00	7,230.00	43.95%	56.05%
101.35.52431	FACILITY MAINT. CONTRACTS	28,250.00	1,640.36	1,659.86	26,590.14	6,982.64	19,607.50	30.59%	69.41%
101.35.52432	REAL ESTATE TAXES	20,000.00	2,413.66	2,413.66	17,586.34	0.00	17,586.34	12.07%	87.93%
Dept: 35	RAREY'S PORT BUILDING	120,050.00	5,306.18	5,325.68	114,724.32	23,800.48	90,923.84	24.26%	75.74%
101.36.52300	CONTRACTUAL SERVICES	1,000.00	0.00	0.00	1,000.00	0.00	1,000.00	0.00%	100.00%
101.36.52303	CASUALTY INSURANCE	9,000.00	0.00	0.00	9,000.00	0.00	9,000.00	0.00%	100.00%
101.36.52310	UTILITIES & COMMUNICATIONS	8,300.00	662.45	662.45	7,637.55	7,237.55	400.00	95.18%	4.82%
101.36.52420	OPERATING SUPPLIES	2,500.00	0.00	0.00	2,500.00	0.00	2,500.00	0.00%	100.00%
101.36.52430	FACILITY MAINT. & REPAIRS	17,000.00	0.00	0.00	17,000.00	6,000.00	11,000.00	35.29%	64.71%
101.36.52431	FACILITY MAINT. CONTRACTS	28,850.00	2,707.32	2,726.82	26,123.18	10,244.68	15,878.50	44.96%	55.04%
101.36.52432	REAL ESTATE TAXES	20,000.00	(2,413.66)	7,121.54	12,878.46	0.00	12,878.46	35.61%	64.39%
Dept: 36	WERT'S GROVE BUILDING	86,650.00	956.11	10,510.81	76,139.19	23,482.23	52,656.96	39.23%	60.77%
Fund: 101	GENERAL FUND	24,964,885.00	1,861,346.83	2,897,339.24	22,067,545.76	1,640,705.09	20,426,840.67	18.18%	81.82%
201.14.52110	WAGES & SALARIES	584,239.00	44,233.51	88,086.00	496,153.00	0.00	496,153.00	15.08%	84.92%
201.14.52111	DENTAL,VISION,LIFE	16,902.00	1,099.61	2,199.22	14,702.78	0.00	14,702.78	13.01%	86.99%
201.14.52112	O.P.E.R.S	101,905.00	11,496.72	18,757.56	83,147.44	0.00	83,147.44	18.41%	81.59%
201.14.52113	WORKERS COMP.	16,784.00	0.00	730.05	16,053.95	0.00	16,053.95	4.35%	95.65%
201.14.52114	MEDICARE	8,692.00	659.78	1,314.03	7,377.97	0.00	7,377.97	15.12%	84.88%
201.14.52116	HRA REIMBURSEMENT	68,156.00	2,904.17	3,972.10	64,183.90	0.00	64,183.90	5.83%	94.17%
201.14.52117	HEALTH CARE	448,079.00	29,626.66	59,253.32	388,825.68	0.00	388,825.68	13.22%	86.78%
201.14.52200	TRAVEL & TRANSPORT	4,150.00	0.00	0.00	4,150.00	2,000.00	2,150.00	48.19%	51.81%

MTD/YTD Current Expense Report by Fund by Dept for Year 2025 Month 02 - CITY OF GROVEPORT

Account	Description	Rev App	MTD Exp	YTD Exp	Unexp	Enc	Unenc	% Used	% Rem
201.14.52201	EDUCATIONAL EXPENSE	11,750.00	1,990.00	1,990.00	9,760.00	668.00	9,092.00	22.62%	77.38%
201.14.52202	FUEL	35,000.00	3,369.63	3,369.63	31,630.37	31,630.37	0.00	100.00%	0.00%
201.14.52300	CONTRACTUAL SERVICE	8,890.00	137.73	3,372.93	5,517.07	1,612.27	3,904.80	56.08%	43.92%
201.14.52303	CASUALTY INSURANCE	79,000.00	0.00	0.00	79,000.00	0.00	79,000.00	0.00%	100.00%
201.14.52304	I.T. SUPPORT	19,550.00	1,214.68	2,009.10	17,540.90	5,512.94	12,027.96	38.48%	61.52%
201.14.52310	UTILITIES & COMM.	130,700.00	8,129.16	8,705.12	121,994.88	103,294.43	18,700.45	85.69%	14.31%
201.14.52370	ADVERTISING	250.00	0.00	0.00	250.00	0.00	250.00	0.00%	100.00%
201.14.52420	OPERATING SUPPLIES	363,300.00	2,046.70	2,389.24	360,910.76	95,358.22	265,552.54	26.91%	73.09%
201.14.52421	TRAFFIC SIGN REPLACEMENT	33,000.00	92.88	92.88	32,907.12	3,808.94	29,098.18	11.82%	88.18%
201.14.52422	TREE MAINTENANCE	100,000.00	2,500.55	2,500.55	97,499.45	1,169.45	96,330.00	3.67%	96.33%
201.14.52430	VEHICLE MAINT. & REPAIRS	58,500.00	3,337.20	4,201.79	54,298.21	17,692.03	36,606.18	37.43%	62.57%
201.14.52431	GENERAL MAINTENANCE & REPAIR	100,000.00	0.00	4,100.00	95,900.00	52,000.00	43,900.00	56.10%	43.90%
201.14.52442	CAPITAL-PUBLIC SERVICE CABLING	0.00	0.00	0.00	0.00	0.00	0.00	0.00%	0.00%
201.14.52444	CAPITAL - COPIER	14,000.00	12,837.30	12,837.30	1,162.70	0.00	1,162.70	91.70%	8.31%
201.14.52445	CAPITAL - HVAC UNIT	10,000.00	0.00	0.00	10,000.00	0.00	10,000.00	0.00%	100.00%
201.14.52446	CAPITAL - STOP SIGNS - EBRIGHT/BIXBY RD.	20,000.00	0.00	0.00	20,000.00	0.00	20,000.00	0.00%	100.00%
201.14.52447	CAPITAL - PRESSURE WASHER	13,000.00	0.00	0.00	13,000.00	12,936.70	63.30	99.51%	0.49%
201.14.52620	DEBT INT. - FRONT END LOADER BAN	8,730.00	0.00	0.00	8,730.00	8,730.00	0.00	100.00%	0.00%
Dept: 14	PUBLIC SERVICE	2,254,577.00	125,676.28	219,880.82	2,034,696.18	336,413.35	1,698,282.83	24.67%	75.33%
201.31.52431	FACILITY MAINT. CONTRACTS	18,000.00	2,021.01	2,091.01	15,908.99	10,773.74	5,135.25	71.47%	28.53%
201.31.52432	FACILITY MAINT. & REPAIRS	49,500.00	831.55	843.47	48,656.53	2,856.53	45,800.00	7.47%	92.53%
Dept: 31	FACILITIES MANAGEMENT	67,500.00	2,852.56	2,934.48	64,565.52	13,630.27	50,935.25	24.54%	75.46%
Fund: 201	STREET MAINTENANCE & REPAIR	2,322,077.00	128,528.84	222,815.30	2,099,261.70	350,043.62	1,749,218.08	24.67%	75.33%
202.14.52201	EDUCATIONAL EXPENSES	3,150.00	0.00	0.00	3,150.00	0.00	3,150.00	0.00%	100.00%
202.14.52310	UTILITIES & COMMUNICATIONS	1,200.00	81.73	81.73	1,118.27	818.27	300.00	75.00%	25.00%
202.14.52445	TRAFFIC SIGNAL UPS INSTALL SR317	0.00	0.00	0.00	0.00	0.00	0.00	0.00%	0.00%
202.14.52462	GROVEPORT RD/MAIN ST	0.00	0.00	0.00	0.00	0.00	0.00	0.00%	0.00%
202.14.52550	HIGHWAY MAINTENANCE	87,307.00	11,663.27	11,663.27	75,643.73	11,991.64	63,652.09	27.09%	72.91%
Dept: 14	PUBLIC SERVICE	91,657.00	11,745.00	11,745.00	79,912.00	12,809.91	67,102.09	26.79%	73.21%
Fund: 202	STATE HIGHWAY IMPROVEMENT FUND	91,657.00	11,745.00	11,745.00	79,912.00	12,809.91	67,102.09	26.79%	73.21%

MTD/YTD Current Expense Report by Fund by Dept for Year 2025 Month 02 - CITY OF GROVEPORT

Account	Description	Rev App	MTD Exp	YTD Exp	Unexp	Enc	Unenc	% Used	% Rem
203.14.52110	WAGES & SALARIES	15,201.00	1,266.75	2,533.50	12,667.50	0.00	12,667.50	16.67%	83.33%
203.14.52300	CONTRACTUAL	58,851.00	0.00	0.00	58,851.00	0.00	58,851.00	0.00%	100.00%
203.14.52303	CASUALTY INSURANCE	4,000.00	0.00	0.00	4,000.00	0.00	4,000.00	0.00%	100.00%
203.14.52420	OPERATING SUPPLIES	21,300.00	0.00	219.99	21,080.01	5,433.01	15,647.00	26.54%	73.46%
Dept: 14	PUBLIC SERVICE	99,352.00	1,266.75	2,753.49	96,598.51	5,433.01	91,165.50	8.24%	91.76%
Fund: 203	CEMETERY FUND	99,352.00	1,266.75	2,753.49	96,598.51	5,433.01	91,165.50	8.24%	91.76%
204.18.52300	CONTRACTUAL SERVICES	89,930.00	0.00	0.00	89,930.00	0.00	89,930.00	0.00%	100.00%
204.18.52420	OPERATING SUPPLIES	7,000.00	0.00	0.00	7,000.00	0.00	7,000.00	0.00%	100.00%
204.18.52441	CRUISER PARKING LOT	25,000.00	0.00	0.00	25,000.00	0.00	25,000.00	0.00%	100.00%
204.18.52442	CAPITAL - DEGENHART PARK - PLAYGROUND EQ	0.00	0.00	0.00	0.00	0.00	0.00	0.00%	0.00%
204.18.52443	CAPITAL - DEGENHART CAMERA INSTALLATION	1,000.00	0.00	0.00	1,000.00	1,000.00	0.00	100.00%	0.00%
204.18.52444	PARKING LOT ASPHALT SEALING	28,000.00	0.00	0.00	28,000.00	0.00	28,000.00	0.00%	100.00%
204.18.52445	BALL DIAMOND - GROVEPORT PARK	12,000.00	0.00	0.00	12,000.00	0.00	12,000.00	0.00%	100.00%
204.18.52446	MISC. PARK IMPROVEMENTS	75,000.00	0.00	0.00	75,000.00	52,182.00	22,818.00	69.58%	30.42%
204.18.52448	GROVEPORT PARK PATH REPAIRS	140,000.00	0.00	0.00	140,000.00	0.00	140,000.00	0.00%	100.00%
Dept: 18	PARKS	377,930.00	0.00	0.00	377,930.00	53,182.00	324,748.00	14.07%	85.93%
Fund: 204	PARKS FUND	377,930.00	0.00	0.00	377,930.00	53,182.00	324,748.00	14.07%	85.93%
205.12.52344	TIF	1,545,000.00	0.00	0.00	1,545,000.00	0.00	1,545,000.00	0.00%	100.00%
205.12.52345	TIF AUDITOR FEES	55,000.00	0.00	0.00	55,000.00	0.00	55,000.00	0.00%	100.00%
Dept: 12	FINANCE	1,600,000.00	0.00	0.00	1,600,000.00	0.00	1,600,000.00	0.00%	100.00%
Fund: 205	TIF FUND	1,600,000.00	0.00	0.00	1,600,000.00	0.00	1,600,000.00	0.00%	100.00%
208.01.52300	CONTRACTUAL SERVICES	0.00	0.00	0.00	0.00	0.00	0.00	0.00%	0.00%
208.01.52420	OPERATING SUPPLIES	64,809.00	0.00	0.00	64,809.00	4,500.00	60,309.00	6.94%	93.06%
Dept: 01	POLICE	64,809.00	0.00	0.00	64,809.00	4,500.00	60,309.00	6.94%	93.06%
Fund: 208	DRUG EDUCATION & ENFORCEMENT		0.00	0.00	64,809.00	4,500.00	60,309.00	6.94%	93.06%

MTD/YTD Current Expense Report by Fund by Dept for Year 2025 Month 02 - CITY OF GROVEPORT

Account	Description	Rev App	MTD Exp	YTD Exp	Unexp	Enc	Unenc	% Used	% Rem
210.14.52460	CONTINGENCY	529,649.00	0.00	0.00	529,649.00	0.00	529,649.00	0.00%	100.00%
Dept: 14	PUBLIC SERVICE	529,649.00	0.00	0.00	529,649.00	0.00	529,649.00	0.00%	100.00%
Fund: 210	MOTOR VEHICLE FUND	529,649.00	0.00	0.00	529,649.00	0.00	529,649.00	0.00%	100.00%
213.01.52701	DUI TASKFORCE	6,776.00	0.00	0.00	6,776.00	1,000.00	5,776.00	14.76%	85.24%
Dept: 01	POLICE	6,776.00	0.00	0.00	6,776.00	1,000.00	5,776.00	14.76%	85.24%
Fund: 213	DUI/OMVI ENFORCEMENT	6,776.00	0.00	0.00	6,776.00	1,000.00	5,776.00	14.76%	85.24%
217.09.52523	COMPUTER - MAYOR	18,978.00	0.00	0.00	18,978.00	0.00	18,978.00	0.00%	100.00%
Dept: 09	MAYOR	18,978.00	0.00	0.00	18,978.00	0.00	18,978.00	0.00%	100.00%
Fund: 217	COURT COMPUTER FUND	18,978.00	0.00	0.00	18,978.00	0.00	18,978.00	0.00%	100.00%
218.11.52460	CONTINGENCY	0.00	0.00	0.00	0.00	0.00	0.00	0.00%	0.00%
Dept: 11	ADMINISTRATION	0.00	0.00	0.00	0.00	0.00	0.00	0.00%	0.00%
Fund: 218	RAINY DAY FUND	0.00	0.00	0.00	0.00	0.00	0.00	0.00%	0.00%
219.12.52110	GENERAL FUND SEVERANCE	300,000.00	1,952.42	1,952.42	298,047.58	0.00	298,047.58	0.65%	99.35%
219.12.52111	GENERAL FUND MEDICARE	9,307.00	28.31	28.31	9,278.69	0.00	9,278.69	0.30%	99.70%
219.12.52112	STREET FUND SEVERANCE	11,194.00	0.00	0.00	11,194.00	0.00	11,194.00	0.00%	100.00%
219.12.52113	STREET FUND MEDICARE	162.00	0.00	0.00	162.00	0.00	162.00	0.00%	100.00%
219.12.52114	RECREATION FUND SEVERANCE	22,470.00	0.00	0.00	22,470.00	0.00	22,470.00	0.00%	100.00%
219.12.52115	RECREATION FUND MEDICARE	325.00	0.00	0.00	325.00	0.00	325.00	0.00%	100.00%
219.12.52116	GOLF COURSE FUND SEVERANCE	3,400.00	0.00	0.00	3,400.00	0.00	3,400.00	0.00%	100.00%
219.12.52117	GOLF COURSE FUND MEDICARE	100.00	0.00	0.00	100.00	0.00	100.00	0.00%	100.00%
219.12.52118	WATER FUND SEVERANCE	11,500.00	0.00	0.00	11,500.00	0.00	11,500.00	0.00%	100.00%
219.12.52119	WATER FUND MEDICARE	500.00	0.00	0.00	500.00	0.00	500.00	0.00%	100.00%
219.12.52120	SEWER FUND SEVERANCE	2,200.00	0.00	0.00	2,200.00	0.00	2,200.00	0.00%	100.00%
219.12.52121	SEWER FUND MEDICARE	200.00	0.00	0.00	200.00	0.00	200.00	0.00%	100.00%
219.12.52122	STORM WATER FUND SEVERANCE	2,200.00	0.00	0.00	2,200.00	0.00	2,200.00	0.00%	100.00%
219.12.52123	STORM WATER FUND MEDICARE	200.00	0.00	0.00	200.00	0.00	200.00	0.00%	100.00%
Dept: 12	FINANCE	363,758.00	1,980.73	1,980.73	361,777.27	0.00	361,777.27	0.54%	99.46%
Fund: 219	TERMINATION PAYMENT FUND	363,758.00	1,980.73	1,980.73	361,777.27	0.00	361,777.27	0.54%	99.46%

MTD/YTD Current Expense Report by Fund by Dept for Year 2025 Month 02 - CITY OF GROVEPORT

Account	Description	Rev App	MTD Exp	YTD Exp	Unexp	Enc	Unenc	% Used	% Rem
220.17.52110	WAGES & SALARIES	451,232.00	34,227.80	69,163.70	382,068.30	0.00	382,068.30	15.33%	84.67%
220.17.52111	DENTAL,VISION,LIFE	9,788.00	800.69	1,601.38	8,186.62	0.00	8,186.62	16.36%	83.64%
220.17.52112	O.P.E.R.S	76,710.00	8,711.15	14,315.00	62,395.00	0.00	62,395.00	18.66%	81.34%
220.17.52113	WORKERS COMP.	12,635.00	0.00	702.22	11,932.78	0.00	11,932.78	5.56%	94.44%
220.17.52114	MEDICARE	6,543.00	496.31	1,002.89	5,540.11	0.00	5,540.11	15.33%	84.67%
220.17.52116	HRA REIMBURSEMENT	48,050.00	3,180.73	4,194.93	43,855.07	0.00	43,855.07	8.73%	91.27%
220.17.52117	HEALTH CARE	221,499.00	18,458.23	36,916.46	184,582.54	0.00	184,582.54	16.67%	83.33%
220.17.52200	TRAVEL & TRANSPORTATION	500.00	0.00	0.00	500.00	0.00	500.00	0.00%	100.00%
220.17.52201	EDUCATIONAL EXPENSES	550.00	0.00	0.00	550.00	0.00	550.00	0.00%	100.00%
220.17.52300	CONTRACTUAL SERVICES	850.00	29.64	29.64	820.36	670.36	150.00	82.35%	17.65%
220.17.52310	UTILITIES & COMMUNICATIONS	696.00	0.00	0.00	696.00	0.00	696.00	0.00%	100.00%
220.17.52420	OPERATING SUPPLIES	10,000.00	0.00	0.00	10,000.00	0.00	10,000.00	0.00%	100.00%
220.17.52450	TRANSFERS OUT - TERMINATION FUND	0.00	0.00	0.00	0.00	0.00	0.00	0.00%	0.00%
Dept: 17	RECREATION CENTER	839,053.00	65,904.55	127,926.22	711,126.78	670.36	710,456.42	15.33%	84.67%
220.19.52201	EDUCATIONAL EXPENSES	3,500.00	0.00	0.00	3,500.00	0.00	3,500.00	0.00%	100.00%
220.19.52300	CONTRACTUAL SERVICES	20,275.00	0.00	0.00	20,275.00	1,700.00	18,575.00	8.38%	91.62%
220.19.52301	REFUNDS	500.00	0.00	0.00	500.00	0.00	500.00	0.00%	100.00%
220.19.52310	UTILITIES & COMMUNICATIONS	87,000.00	4,880.21	4,880.21	82,119.79	75,919.79	6,200.00	92.87%	7.13%
220.19.52370	ADVERTISING	1,500.00	0.00	0.00	1,500.00	0.00	1,500.00	0.00%	100.00%
220.19.52420	OPERATING SUPPLIES	75,720.00	1,987.46	3,310.11	72,409.89	2,898.00	69,511.89	8.20%	91.80%
220.19.52430	MAINTENANCE & REPAIR	23,000.00	0.00	0.00	23,000.00	0.00	23,000.00	0.00%	100.00%
220.19.52440	OUTDOOR POOL RAILING	0.00	0.00	0.00	0.00	0.00	0.00	0.00%	0.00%
Dept: 19	AQUATIC CENTER	211,495.00	6,867.67	8,190.32	203,304.68	80,517.79	122,786.89	41.94%	58.06%
220.23.52110	WAGES & SALARIES	934,080.00	49,086.81	93,037.82	841,042.18	0.00	841,042.18	9.96%	90.04%
220.23.52112	O.P.E.R.S	158,794.00	11,894.30	19,761.50	139,032.50	0.00	139,032.50	12.44%	87.56%
220.23.52113	WORKERS COMP.	26,154.00	0.00	1,249.83	24,904.17	0.00	24,904.17	4.78%	95.22%
220.23.52114	MEDICARE	13,544.00	711.83	1,349.18	12,194.82	0.00	12,194.82	9.96%	90.04%
220.23.52201	EDUCATIONAL EXPENSES	550.00	0.00	0.00	550.00	0.00	550.00	0.00%	100.00%
220.23.52300	CONTRACTUAL SERVICES	27,000.00	850.93	26,763.98	236.02	8,471.35	(8,235.33)	130.50%	(30.50%)
220.23.52301	REFUNDS	3,500.00	0.00	0.00	3,500.00	0.00	3,500.00	0.00%	100.00%
220.23.52303	CASUALTY INSURANCE	49,000.00	0.00	0.00	49,000.00	0.00	49,000.00	0.00%	100.00%
220.23.52304	I.T. SUPPORT	37,650.00	3,042.82	5,502.84	32,147.16	23,045.96	9,101.20	75.83%	24.17%
220.23.52310	UTILITIES & COMM.	197,784.00	13,160.63	14,278.40	183,505.60	136,876.79	46,628.81	76.42%	23.58%
220.23.52370	ADVERTISING	30,000.00	0.00	0.00	30,000.00	0.00	30,000.00	0.00%	100.00%

MTD/YTD Current Expense Report by Fund by Dept for Year 2025 Month 02 - CITY OF GROVEPORT

Account	Description	Rev App	MTD Exp	YTD Exp	Unexp	Enc	Unenc	% Used	% Rem
220.23.52420	OPERATING SUPPLIES	64,600.00	5,741.87	11,631.56	52,968.44	17,763.44	35,205.00	45.50%	54.50%
220.23.52430	MAINTENANCE & REPAIR	13,000.00	0.00	0.00	13,000.00	0.00	13,000.00	0.00%	100.00%
220.23.52446	EXTERIOR DOOR REPLACEMENTS	0.00	0.00	0.00	0.00	11,752.00	(11,752.00)	0.00%	0.00%
220.23.52447	RECREATION CENTER HVAC UNIT	20,000.00	0.00	0.00	20,000.00	8,180.00	11,820.00	40.90%	59.10%
Dept: 23	RECREATION CENTER OPERATIONS	1,575,656.00	84,489.19	173,575.11	1,402,080.89	206,089.54	1,195,991.35	24.10%	75.90%
220.24.52200	TRAVEL & TRANSPORTATION	500.00	0.00	0.00	500.00	0.00	500.00	0.00%	100.00%
220.24.52201	EDUCATIONAL EXPENSES	1,230.00	0.00	0.00	1,230.00	0.00	1,230.00	0.00%	100.00%
220.24.52300	CONTRACTUAL SERVICES	50,000.00	5,526.88	7,264.63	42,735.37	53,235.37	(10,500.00)	121.00%	(21.00%)
220.24.52301	REFUNDS	250.00	30.00	30.00	220.00	0.00	220.00	12.00%	88.00%
220.24.52310	UTILITIES & COMM.	696.00	58.00	116.00	580.00	580.00	0.00	100.00%	0.00%
220.24.52370	ADVERTISING	0.00	0.00	0.00	0.00	0.00	0.00	0.00%	0.00%
220.24.52420	OPERATING SUPPLIES	12,000.00	0.00	0.00	12,000.00	750.00	11,250.00	6.25%	93.75%
220.24.52430	MAINTENANCE & REPAIR	14,788.00	0.00	653.25	14,134.75	9,346.75	4,788.00	67.62%	32.38%
Dept: 24	RECREATION FITNESS	79,464.00	5,614.88	8,063.88	71,400.12	63,912.12	7,488.00	90.58%	9.42%
220.25.52200	TRAVEL & TRANSPORTATION	500.00	0.00	0.00	500.00	0.00	500.00	0.00%	100.00%
220.25.52201	EDUCATIONAL EXPENSES	680.00	0.00	0.00	680.00	0.00	680.00	0.00%	100.00%
220.25.52300	CONTRACTUAL SERVICES	45,000.00	0.00	0.00	45,000.00	8,800.00	36,200.00	19.56%	80.44%
220.25.52301	REFUNDS	1,000.00	0.00	0.00	1,000.00	0.00	1,000.00	0.00%	100.00%
220.25.52310	UTILITIES & COMM.	696.00	58.00	116.00	580.00	580.00	0.00	100.00%	0.00%
220.25.52370	ADVERTISING	1,000.00	0.00	0.00	1,000.00	0.00	1,000.00	0.00%	100.00%
220.25.52420	OPERATING SUPPLIES	20,500.00	0.00	831.60	19,668.40	0.00	19,668.40	4.06%	95.94%
Dept: 25	RECREATION ATHLETICS	69,376.00	58.00	947.60	68,428.40	9,380.00	59,048.40	14.89%	85.11%
220.26.52201	EDUCATIONAL EXPENSES	0.00	0.00	0.00	0.00	0.00	0.00	0.00%	0.00%
220.26.52300	CONTRACTUAL SERVICES	4,600.00	0.00	0.00	4,600.00	0.00	4,600.00	0.00%	100.00%
220.26.52301	REFUNDS	100.00	0.00	17.00	83.00	0.00	83.00	17.00%	83.00%
220.26.52305	PROGRAMS	5,000.00	0.00	0.00	5,000.00	0.00	5,000.00	0.00%	100.00%
220.26.52370	ADVERTISING	500.00	0.00	0.00	500.00	0.00	500.00	0.00%	100.00%
220.26.52420	OPERATING SUPPLIES	2,500.00	0.00	0.00	2,500.00	0.00	2,500.00	0.00%	100.00%
Dept: 26	RECREATION PROGRAMS	12,700.00	0.00	17.00	12,683.00	0.00	12,683.00	0.13%	99.87%
220.27.52200	TRAVEL & TRANSPORTATION	500.00	0.00	0.00	500.00	0.00	500.00	0.00%	100.00%
220.27.52201	EDUCATIONAL EXPENSES	6,100.00	188.00	188.00	5,912.00	3,812.00	2,100.00	65.57%	34.43%
220.27.52300	CONTRACTUAL SERVICES	9,760.00	0.00	172.00	9,588.00	268.00	9,320.00	4.51%	95.49%

MTD/YTD Current Expense Report by Fund by Dept for Year 2025 Month 02 - CITY OF GROVEPORT

Account	Description	Rev App	MTD Exp	YTD Exp	Unexp	Enc	Unenc	% Used	% Rem
220.27.52301	REFUNDS	500.00	0.00	0.00	500.00	0.00	500.00	0.00%	100.00%
220.27.52310	UTILITIES & COMM.	696.00	58.00	116.00	580.00	580.00	0.00	100.00%	0.00%
220.27.52370	ADVERTISING	3,500.00	39.26	2,218.55	1,281.45	1,281.45	0.00	100.00%	0.00%
220.27.52420	OPERATING SUPPLIES	36,350.00	1,067.96	3,012.96	33,337.04	15,139.06	18,197.98	49.94%	50.06%
220.27.52430	MAINTENANCE & REPAIR	32,150.00	0.00	0.00	32,150.00	6,212.00	25,938.00	19.32%	80.68%
Dept: 27	AQUATIC INDOOR	89,556.00	1,353.22	5,707.51	83,848.49	27,292.51	56,555.98	36.85%	63.15%
220.31.52431	FACILITY MAINT. CONTRACTS	259,000.00	25,127.62	25,672.51	233,327.49	212,301.63	21,025.86	91.88%	8.12%
220.31.52432	FACILITY MAINT. & REPAIRS	123,500.00	6,427.13	7,415.58	116,084.42	70,639.66	45,444.76	63.20%	36.80%
220.31.52433	FACILITY MAINT. CONTRACTS AQUATICS	6,200.00	0.00	0.00	6,200.00	350.00	5,850.00	5.65%	94.35%
220.31.52434	FACILITY MAINT. & REPAIRS AQUATICS	91,500.00	0.00	0.00	91,500.00	53,500.00	38,000.00	58.47%	41.53%
Dept: 31	FACILITIES MANAGEMENT	480,200.00	31,554.75	33,088.09	447,111.91	336,791.29	110,320.62	77.03%	22.97%
Fund: 220	RECREATION & AQUATIC FUND	3,357,500.00	195,842.26	357,515.73	2,999,984.27	724,653.61	2,275,330.66	82.23%	67.77%
221.20.52110	WAGES & SALARIES	408,926.00	17,639.10	36,009.70	372,916.30	0.00	372,916.30	8.81%	91.19%
221.20.52111	DENTAL,VISION,LIFE	2,880.00	237.92	475.84	2,404.16	0.00	2,404.16	16.52%	83.48%
221.20.52112	O.P.E.R.S	69,518.00	4,603.03	7,707.10	61,810.90	0.00	61,810.90	11.09%	88.91%
221.20.52113	WORKERS COMP.	11,450.00	0.00	636.38	10,813.62	0.00	10,813.62	5.56%	94.44%
221.20.52114	MEDICARE	5,929.00	255.77	522.15	5,406.85	0.00	5,406.85	8.81%	91.19%
221.20.52116	HRA REIMBURSEMENT	19,250.00	392.57	790.15	18,459.85	0.00	18,459.85	4.10%	95.90%
221.20.52117	HEALTH CARE	84,801.00	7,175.23	14,241.98	70,559.02	0.00	70,559.02	16.79%	83.21%
221.20.52200	TRAVEL & TRANSPORTATION	2,000.00	0.00	1,557.06	442.94	0.00	442.94	77.85%	22.15%
221.20.52201	EDUCATIONAL EXPENSES	1,200.00	0.00	1,245.00	(45.00)	0.00	(45.00)	103.75%	(3.75%)
221.20.52300	CONTRACTUAL SERVICES	51,950.00	8,122.41	9,852.50	42,097.50	9,417.26	32,680.24	37.09%	62.91%
221.20.52303	CASUALTY INSURANCE	39,000.00	0.00	0.00	39,000.00	0.00	39,000.00	0.00%	100.00%
221.20.52304	I.T. SUPPORT	25,000.00	1,027.20	1,964.10	23,035.90	9,851.04	13,184.86	47.26%	52.74%
221.20.52310	UTILITIES & COMMUNICATIONS	80,000.00	7,609.55	8,916.82	71,083.18	93,427.43	(22,344.25)	127.93%	(27.93%)
221.20.52420	OPERATING SUPPLIES	57,850.00	1,052.24	1,336.44	56,513.56	45,676.15	10,837.41	81.27%	18.73%
221.20.52430	MAINTENANCE & REPAIR	1,000.00	64.57	1,519.55	(519.55)	187.95	(707.50)	170.75%	(70.75%)
221.20.52431	REAL ESTATE TAX FEES	2,500.00	0.00	1,621.38	878.62	0.00	878.62	64.86%	35.14%
221.20.52441	CAPITAL-GOLF COURSE CABLING	0.00	0.00	0.00	0.00	0.00	0.00	0.00%	0.00%
221.20.52442	CLUBHOUSE SECURITY ALARM UPGRADES	8,850.00	0.00	0.00	8,850.00	8,850.00	0.00	100.00%	0.00%
221.20.52445	CAPITAL - AUDIO SYSTEM	0.00	0.00	0.00	0.00	0.00	0.00	0.00%	0.00%

MTD/YTD Current Expense Report by Fund by Dept for Year 2025 Month 02 - CITY OF GROVEPORT

Account	Description	Rev App	MTD Exp	YTD Exp	Unexp	Enc	Unenc	% Used	% Rem
221.20.52450	TRANSFERS OUT - TERMINATION FUND	5,000.00	5,000.00	5,000.00	0.00	0.00	0.00	100.00%	0.00%
Dept: 20	GOLF (GENERAL)	877,104.00	53,179.59	93,396.15	783,707.85	167,409.83	616,298.02	29.73%	70.27%
221.21.52110	WAGES & SALARIES	490,644.00	29,082.42	58,096.06	432,547.94	0.00	432,547.94	11.84%	88.16%
221.21.52111	DENTAL, VISION, LIFE	9,147.00	736.51	1,473.02	7,673.98	0.00	7,673.98	16.10%	83.90%
221.21.52112	O.P.E.R.S	83,409.00	7,451.25	12,251.61	71,157.39	0.00	71,157.39	14.69%	85.31%
221.21.52113	WORKERS COMP.	13,738.00	0.00	756.08	12,981.92	0.00	12,981.92	5.50%	94.50%
221.21.52114	MEDICARE	7,115.00	421.71	842.42	6,272.58	0.00	6,272.58	11.84%	88.16%
221.21.52116	HRA REIMBURSEMENT	47,750.00	644.33	783.88	46,966.12	0.00	46,966.12	1.64%	98.36%
221.21.52117	HEALTH CARE	259,484.00	21,623.65	43,247.30	216,236.70	0.00	216,236.70	16.67%	83.33%
221.21.52200	TRAVEL & TRANSPORTATION	0.00	0.00	0.00	0.00	0.00	0.00	0.00%	0.00%
221.21.52201	EDUCATIONAL EXPENSES	5,790.00	0.00	0.00	5,790.00	400.00	5,390.00	6.91%	93.09%
221.21.52202	FUEL	32,000.00	0.00	0.00	32,000.00	0.00	32,000.00	0.00%	100.00%
221.21.52300	CONTRACTUAL SERVICES	27,450.00	618.13	618.13	26,831.87	3,301.87	23,530.00	14.28%	85.72%
221.21.52420	OPERATING SUPPLIES	160,500.00	19,804.89	19,804.89	140,695.11	83,165.43	57,529.68	64.16%	35.84%
221.21.52430	COURSE MAINTENANCE	48,000.00	2,252.44	2,252.44	45,747.56	9,547.56	36,200.00	24.58%	75.42%
221.21.52610	DEBT PRIN. - CART PATH BAN	700,000.00	0.00	0.00	700,000.00	700,000.00	0.00	100.00%	0.00%
221.21.52620	DEBT INT. - CART PATH BAN	43,630.00	0.00	0.00	43,630.00	43,630.00	0.00	100.00%	0.00%
Dept: 21	GOLF (MAINTENANCE)	1,928,657.00	82,635.33	140,125.83	1,788,531.17	840,044.86	948,486.31	50.82%	49.18%
221.31.52431	FACILITY MAINT. CONTRACTS	25,000.00	4,372.22	4,536.22	20,463.78	19,400.28	1,063.50	95.75%	4.25%
221.31.52432	FACILITY MAINT. & REPAIRS	40,775.00	916.06	4,529.67	36,245.33	21,486.16	14,759.17	63.80%	36.20%
Dept: 31	FACILITIES MANAGEMENT	65,775.00	5,288.28	9,065.89	56,709.11	40,886.44	15,822.67	75.94%	24.06%
Fund: 221	GOLF COURSE FUND	2,871,536.00	141,103.20	242,587.87	2,628,948.13	1,048,341.13	1,580,607.00	44.96%	55.04%
222.33.52202	FUEL	16,000.00	1,513.58	1,513.58	14,486.42	14,486.42	0.00	100.00%	0.00%
222.33.52300	CONTRACTUAL SERVICE	223,615.00	18,706.82	18,706.82	204,908.18	181,293.18	23,615.00	89.44%	10.56%
222.33.52303	CASUALTY INSURANCE	28,000.00	0.00	0.00	28,000.00	0.00	28,000.00	0.00%	100.00%
222.33.52370	ADVERTISING	1,060.00	0.00	0.00	1,060.00	0.00	1,060.00	0.00%	100.00%
222.33.52420	OPERATING SUPPLIES	600.00	0.00	0.00	600.00	600.00	0.00	100.00%	0.00%
222.33.52430	VEHICLE MAINT. & REPAIRS	9,800.00	0.00	1,258.53	8,541.47	8,491.47	50.00	99.49%	0.51%
222.33.52440	CAPITAL - (2) TRANSIT BUS/ADA	0.00	0.00	0.00	0.00	0.00	0.00	0.00%	0.00%
222.33.52610	LEASE PRIN. #55	16,407.00	0.00	0.00	16,407.00	16,407.00	0.00	100.00%	0.00%
222.33.52620	LEASE PRIN. #56	38,408.00	0.00	0.00	38,408.00	38,408.00	0.00	100.00%	0.00%
222.33.52621	LEASE INT. #55	1,373.00	0.00	0.00	1,373.00	1,373.00	0.00	100.00%	0.00%
222.33.52631	LEASE INT. #56	18,112.00	0.00	0.00	18,112.00	18,112.00	0.00	100.00%	0.00%

MTD/YTD Current Expense Report by Fund by Dept for Year 2025 Month 02 - CITY OF GROVEPORT

Account	Description	Rev App	MTD Exp	YTD Exp	Unexp	Enc	Unenc	% Used	% Rem
Dept: 33	TRANSPORTATION SERVICES	353,375.00	20,220.40	21,478.93	331,896.07	279,171.07	52,725.00	85.08%	14.92%
Fund: 222	TRANSPORTATION SERVICES	353,375.00	20,220.40	21,478.93	331,896.07	279,171.07	52,725.00	85.08%	14.92%
224.04.52110	WAGES & SALARIES	96,704.00	7,496.08	14,907.18	81,796.82	0.00	81,796.82	15.42%	84.58%
224.04.52111	DENTAL,VISION,LIFE	1,120.00	62.39	124.78	995.22	0.00	995.22	11.14%	88.86%
224.04.52112	O.P.E.R.S	16,440.00	1,571.90	2,808.94	13,631.06	0.00	13,631.06	17.09%	82.91%
224.04.52113	WORKERS COMP.	2,708.00	0.00	315.70	2,392.30	0.00	2,392.30	11.66%	88.34%
224.04.52114	MEDICARE	1,402.00	108.69	216.15	1,185.85	0.00	1,185.85	15.42%	84.58%
224.04.52116	HRA REIMBURSEMENT	4,850.00	0.00	2,436.29	2,413.71	0.00	2,413.71	50.23%	49.77%
224.04.52117	HEALTH CARE	16,452.00	1,371.01	2,742.02	13,709.98	0.00	13,709.98	16.67%	83.33%
224.04.52200	TRAVEL & TRANSPORTATION	200.00	0.00	0.00	200.00	0.00	200.00	0.00%	100.00%
224.04.52201	EDUCATIONAL EXPENSES	500.00	0.00	0.00	500.00	0.00	500.00	0.00%	100.00%
224.04.52300	CONTRACTUAL SERVICES	10,700.00	282.05	470.75	10,229.25	1,609.25	8,620.00	19.44%	80.56%
224.04.52301	REFUNDS	300.00	0.00	0.00	300.00	0.00	300.00	0.00%	100.00%
224.04.52305	PROGRAMS	25,275.00	1,010.89	1,178.22	24,096.78	4,821.78	19,275.00	23.74%	76.26%
224.04.52370	ADVERTISING	900.00	0.00	0.00	900.00	0.00	900.00	0.00%	100.00%
224.04.52420	OPERATING SUPPLIES	7,977.00	393.45	1,402.22	6,574.78	3,271.27	3,303.51	58.59%	41.41%
224.04.52430	MAINTENANCE & REPAIR	4,184.00	200.00	200.00	3,984.00	890.00	3,094.00	26.05%	73.95%
224.04.52443	CAPITAL - CABLING	0.00	0.00	0.00	0.00	0.00	0.00	0.00%	0.00%
Dept: 04	SENIOR CENTER	189,712.00	12,496.46	26,802.25	162,909.75	10,592.30	152,317.45	19.71%	80.29%
224.31.52432	FACILITY MAINT. & REPAIRS	18,916.00	0.00	0.00	18,916.00	0.00	18,916.00	0.00%	100.00%
Dept: 31	FACILITIES MANAGEMENT	18,916.00	0.00	0.00	18,916.00	0.00	18,916.00	0.00%	100.00%
Fund: 224	SENIOR CENTER FUND	208,628.00	12,496.46	26,802.25	181,825.75	10,592.30	171,233.45	17.92%	82.08%
226.12.52420	OPERATING SUPPLIES	7,966.00	0.00	0.00	7,966.00	0.00	7,966.00	0.00%	100.00%
Dept: 12	FINANCE	7,966.00	0.00	0.00	7,966.00	0.00	7,966.00	0.00%	100.00%
Fund: 226	ONEOHIO OPIOID SETTLEMENT FUND	7,966.00	0.00	0.00	7,966.00	0.00	7,966.00	0.00%	100.00%
301.12.52301	INCOME TAX - FEES	100,000.00	2,518.21	7,433.87	92,566.13	0.00	92,566.13	7.43%	92.57%
301.12.52302	INCOME TAX-REFUNDS	100,000.00	2,890.67	3,395.15	96,604.85	0.00	96,604.85	3.40%	96.60%
301.12.52460	CONTINGENCY	477,224.00	0.00	0.00	477,224.00	0.00	477,224.00	0.00%	100.00%
301.12.52611	DEBT PRIN. W. BIXBY	179.00	0.00	0.00	179.00	179.00	0.00	100.00%	0.00%
301.12.52612	DEBT PRIN. - SPIEGEL	5,936.00	0.00	0.00	5,936.00	5,936.00	0.00	100.00%	0.00%

MTD/YTD Current Expense Report by Fund by Dept for Year 2025 Month 02 - CITY OF GROVEPORT

Account	Description	Rev App	MTD Exp	YTD Exp	Unexp	Enc	Unenc	% Used	% Rem
301.12.52613	DEBT PRIN. - S. HAMILTON RD	3,059.00	0.00	0.00	3,059.00	3,059.00	0.00	100.00%	0.00%
301.12.52614	DEBT PRIN. - DOWNTOWN BUILDINGS	191,000.00	0.00	0.00	191,000.00	191,000.00	0.00	100.00%	0.00%
301.12.52615	DEBT PRIN. - HENDRON ROAD	20,501.00	0.00	0.00	20,501.00	20,501.00	0.00	100.00%	0.00%
301.12.52616	DEBT PRIN - 2020 LTGO REFUNDING	268,200.00	0.00	0.00	268,200.00	268,200.00	0.00	100.00%	0.00%
301.12.52617	DEBT PRIN. 2013 ROADWAY	45,000.00	0.00	0.00	45,000.00	45,000.00	0.00	100.00%	0.00%
301.12.52618	DEBT PRIN. 2013 TOWN CENTER	50,000.00	0.00	0.00	50,000.00	50,000.00	0.00	100.00%	0.00%
301.12.52619	DEBT PRIN - 2013 LAND	5,000.00	0.00	0.00	5,000.00	5,000.00	0.00	100.00%	0.00%
301.12.52621	DEBT INT. - DOWNTOWN BUILDINGS	75,240.00	0.00	0.00	75,240.00	75,240.00	0.00	100.00%	0.00%
301.12.52624	DEBT, INT. 2013 ROADWAY	23,050.00	0.00	0.00	23,050.00	23,050.00	0.00	100.00%	0.00%
301.12.52625	DEBT INT. - 2013 TOWN CENTER	23,825.00	0.00	0.00	23,825.00	23,825.00	0.00	100.00%	0.00%
301.12.52626	DEBT INT. - LAND ACQ	3,375.00	0.00	0.00	3,375.00	3,375.00	0.00	100.00%	0.00%
301.12.52629	DEBT INT. - 2020 LTGO REFUNDING	19,900.00	0.00	0.00	19,900.00	19,900.00	0.00	100.00%	0.00%
301.12.52633	COST OF ISSUANCE	0.00	0.00	0.00	0.00	0.00	0.00	0.00%	0.00%
301.12.52634	UNDERWRITER DISCOUNT	0.00	0.00	0.00	0.00	0.00	0.00	0.00%	0.00%
301.12.52640	DEBT PRIN. - CART PATH BAN	300,000.00	0.00	0.00	300,000.00	300,000.00	0.00	100.00%	0.00%
301.12.52641	DEBT PRIN. - W. BIXBY PH. II	11,616.00	0.00	0.00	11,616.00	11,616.00	0.00	100.00%	0.00%
301.12.52642	DEBT PRIN. - FRONT END LOADER	200,000.00	0.00	0.00	200,000.00	200,000.00	0.00	100.00%	0.00%
Dept: 12	FINANCE	1,923,105.00	5,408.88	10,829.02	1,912,275.98	1,245,881.00	666,394.98	65.35%	34.65%
Fund: 301	DEBT SERVICE FUND	1,923,105.00	5,408.88	10,829.02	1,912,275.98	1,245,881.00	666,394.98	65.35%	34.65%
401.11.52300	CONTRACTUAL SERVICES	546,532.00	0.00	0.00	546,532.00	0.00	546,532.00	0.00%	100.00%
401.11.52301	INCOME TAX - FEES	100,000.00	5,036.39	14,867.70	85,132.30	0.00	85,132.30	14.87%	85.13%
401.11.52302	INCOME TAX - REFUNDS	100,000.00	5,781.34	6,790.29	93,209.71	0.00	93,209.71	6.79%	93.21%
401.11.52304	PUBLIC PARKING LOT RECON. & DESIGN	1,725,000.00	0.00	0.00	1,725,000.00	0.00	1,725,000.00	0.00%	100.00%
401.11.52306	REC CENTER ROOF & TILE REPLACEMENT	0.00	0.00	0.00	0.00	0.00	0.00	0.00%	0.00%
401.11.52307	PICKLEBALL COURTS	0.00	0.00	0.00	0.00	0.00	0.00	0.00%	0.00%
401.11.52308	MUNICIPAL BUILDING HVAC	0.00	0.00	0.00	0.00	0.00	0.00	0.00%	0.00%
401.11.52309	CLUBHOUSE MASONRY REPAIRS - GOLF	16,800.00	0.00	15,590.00	1,210.00	0.00	1,210.00	92.80%	7.20%
401.11.52312	PORT RD RECONSTRUCTION PHASE 2	1,713,471.00	0.00	0.00	1,713,471.00	450.00	1,713,021.00	0.03%	99.97%
401.11.52313	SR 317 FIREHOUSE LANE OPWC PROJECT	1,006,226.00	0.00	0.00	1,006,226.00	0.00	1,006,226.00	0.00%	100.00%
401.11.52314	WIRT ROAD RECONSTRUCTION	4,000,000.00	0.00	224,025.50	3,775,974.50	31,175.00	3,744,799.50	6.38%	93.62%

MTD/YTD Current Expense Report by Fund by Dept for Year 2025 Month 02 - CITY OF GROVEPORT

Account	Description	Rev App	MTD Exp	YTD Exp	Unexp	Enc	Unenc	% Used	% Rem
401.11.52316	GOLF COURSE HVAC/PLUMBING	0.00	0.00	0.00	0.00	0.00	0.00	0.00%	0.00%
401.11.52317	CHEVY 2500 4-WD TRUCK - PARKS	55,000.00	49,500.00	49,500.00	5,500.00	185.00	5,315.00	90.34%	9.66%
401.11.52318	CUSHMAN STANDARD SHIFT - PARKS	33,000.00	34,299.13	34,299.13	(1,299.13)	0.00	(1,299.13)	103.94%	(3.94%)
401.11.52442	INTERSECTION IMPROV. - CIP #6/#20-6	0.00	0.00	0.00	0.00	0.00	0.00	0.00%	0.00%
401.11.52446	MAPLE STREET STORM SEWER	0.00	0.00	0.00	0.00	0.00	0.00	0.00%	0.00%
401.11.52454	GOLF COURSE CART PATHS	0.00	0.00	0.00	0.00	0.00	0.00	0.00%	0.00%
401.11.52456	MARKETING PLACE STREET RECON - #22-04	0.00	0.00	0.00	0.00	0.00	0.00	0.00%	0.00%
401.11.52457	DIRECTOR'S BLVD. STREET RECON.	820,000.00	0.00	0.00	820,000.00	0.00	820,000.00	0.00%	100.00%
401.11.52459	ANNUAL STREET MAINT. #22-09	0.00	0.00	0.00	0.00	0.00	0.00	0.00%	0.00%
401.11.52500	KIDSPACE IMPROVEMENTS	0.00	0.00	0.00	0.00	0.00	0.00	0.00%	0.00%
401.11.52505	RECREATION CENTER HVAC UNIT	942,180.00	0.00	0.00	942,180.00	0.00	942,180.00	0.00%	100.00%
401.11.52506	WEST BIXBY RD. PAVEMENT REHAB	10,000.00	0.00	0.00	10,000.00	0.00	10,000.00	0.00%	100.00%
401.11.52507	TRAFFIC SIGNAL - TALLMAN/GREENPOINTE	0.00	0.00	0.00	0.00	0.00	0.00	0.00%	0.00%
401.11.52508	RAREY'S PORT - SECOND FLOOR	557,000.00	572.27	767.71	556,232.29	0.00	556,232.29	0.14%	99.86%
401.11.52511	ANNUAL SIDEWALK REPLACEMENT	50,000.00	0.00	0.00	50,000.00	0.00	50,000.00	0.00%	100.00%
401.11.52512	CURB RAMP UPGRADES	30,000.00	0.00	0.00	30,000.00	0.00	30,000.00	0.00%	100.00%
401.11.52513	STREET SYSTEM PLANNING	10,000.00	0.00	0.00	10,000.00	0.00	10,000.00	0.00%	100.00%
401.11.52514	ANNUAL STREET MAINTENANCE	650,000.00	0.00	0.00	650,000.00	23,950.00	626,050.00	3.68%	96.32%
401.11.52516	ANNUAL STREET MAINT. - STORM WATER	60,000.00	0.00	0.00	60,000.00	0.00	60,000.00	0.00%	100.00%
401.11.52519	SCAG MOWER - 52" - PARKS	10,819.00	0.00	0.00	10,819.00	0.00	10,819.00	0.00%	100.00%
401.11.52520	SCAG MOWER 61" - PARKS	13,000.00	0.00	0.00	13,000.00	0.00	13,000.00	0.00%	100.00%
401.11.52521	CHEVY 2500 4-WD TRUCK - PW	55,000.00	53,900.00	53,900.00	1,100.00	185.00	915.00	98.34%	1.66%
401.11.52522	FORD F550 DUMP TRUCK - PW	160,000.00	0.00	0.00	160,000.00	0.00	160,000.00	0.00%	100.00%
401.11.52523	TOWN HALL ROOF REPLACEMENT	45,000.00	0.00	0.00	45,000.00	0.00	45,000.00	0.00%	100.00%
401.11.52524	TOWN HALL HVAC ROOF REPLACEMENT	55,000.00	0.00	0.00	55,000.00	50,750.00	4,250.00	92.27%	7.73%
401.11.52525	TOWN HALL FOUNDATION IMPROVEMENTS	275,000.00	0.00	0.00	275,000.00	0.00	275,000.00	0.00%	100.00%
401.11.52526	TOWN HALL FIRE ALARM UPGRADE	27,500.00	13,800.00	13,800.00	13,700.00	13,800.00	(100.00)	100.36%	(0.36%)
401.11.52527	LOG CABIN RESTORATION	20,000.00	0.00	0.00	20,000.00	0.00	20,000.00	0.00%	100.00%
401.11.52528	LOCKER ROOM FLOOR REPLACEMENT	105,000.00	0.00	0.00	105,000.00	0.00	105,000.00	0.00%	100.00%

MTD/YTD Current Expense Report by Fund by Dept for Year 2025 Month 02 - CITY OF GROVEPORT

Account	Description	Rev App	MTD Exp	YTD Exp	Unexp	Enc	Unenc	% Used	% Rem
401.11.52529	BUILDING POWER BACKUP - POLICE	50,000.00	0.00	0.00	50,000.00	0.00	50,000.00	0.00%	100.00%
401.11.52530	TORO MULTI-PRO SPRAYER - GOLF	50,230.00	51,267.69	51,267.69	(1,037.69)	0.00	(1,037.69)	102.07%	(2.07%)
401.11.52531	TORO SPREADER - GOLF	11,000.00	10,160.95	10,160.95	839.05	0.00	839.05	92.37%	7.63%
401.11.52532	FRONT NINE WELL PUMP - GOLF	30,000.00	0.00	0.00	30,000.00	12,205.80	17,794.20	40.69%	59.31%
401.11.52533	OUTDOOR POOL - DIAMOND BRITE	272,020.00	0.00	0.00	272,020.00	0.00	272,020.00	0.00%	100.00%
401.11.52534	OUTDOOR POOL FILTER TANKS	100,000.00	0.00	0.00	100,000.00	0.00	100,000.00	0.00%	100.00%
401.11.52535	S. HAMILTON RD AT WILLIAMS RD STUDY	21,000.00	0.00	0.00	21,000.00	0.00	21,000.00	0.00%	100.00%
401.11.52536	GROVEPORT RD/MAIN ST. AT SR317 STUDY	50,000.00	0.00	0.00	50,000.00	0.00	50,000.00	0.00%	100.00%
401.11.52537	DIRECTOR BLVD STORM WATER RECONSTR.	105,000.00	0.00	0.00	105,000.00	0.00	105,000.00	0.00%	100.00%
401.11.52538	COUNTERTOPS AND PARTITION REPLACEMENT	0.00	0.00	0.00	0.00	0.00	0.00	0.00%	0.00%
401.11.52539	TRAFFIC SIGNAL UPS INSTALLATION	0.00	0.00	0.00	0.00	0.00	0.00	0.00%	0.00%
401.11.52640	DEBT PRINCIPAL - PICKLEBALL COURTS	1,300,000.00	0.00	0.00	1,300,000.00	1,300,000.00	0.00	100.00%	0.00%
401.11.52650	DEBT INTEREST - PICKLEBALL COURTS	56,720.00	0.00	0.00	56,720.00	56,720.00	0.00	100.00%	0.00%
Dept: 11	ADMINISTRATION	15,237,498.00	224,317.77	474,968.97	14,762,529.03	1,489,420.80	13,273,108.23	12.89%	87.11%
Fund: 401	CAPITAL PROJECTS FUND	15,237,498.00	224,317.77	474,968.97	14,762,529.03	1,489,420.80	13,273,108.23	12.89%	87.11%
402.11.52440	AUTOMATED EXTERNAL DEFIBRILLATORS	27,500.00	0.00	0.00	27,500.00	0.00	27,500.00	0.00%	100.00%
402.11.52441	OUTDOOR POOL PICNIC TABLES	26,000.00	0.00	0.00	26,000.00	25,878.65	121.35	99.53%	0.47%
402.11.52442	OUTDOOR POOL LOUNGE CHAIRS	16,000.00	0.00	0.00	16,000.00	0.00	16,000.00	0.00%	100.00%
402.11.52443	OUTDOOR POOL SLIDE PAD	13,150.00	0.00	0.00	13,150.00	0.00	13,150.00	0.00%	100.00%
402.11.52444	OUTDOOR POOL LANE LINES	9,000.00	0.00	6,176.65	2,823.35	0.00	2,823.35	68.63%	31.37%
402.11.52445	DOLPHIN WAVE 120 POOL CLEANERS	13,600.00	13,498.00	13,498.00	102.00	0.00	102.00	99.25%	0.75%
402.11.52446	FUNBRELLA FRAMES	10,000.00	0.00	0.00	10,000.00	9,503.46	496.54	95.03%	4.97%
402.11.52447	FITNESS EQUIPMENT	34,000.00	0.00	0.00	34,000.00	33,031.17	968.83	97.15%	2.85%
402.11.52448	RECREATION CENTER ROOF REPAIRS	15,500.00	0.00	0.00	15,500.00	15,500.00	0.00	100.00%	0.00%
402.11.52450	INDOOR POOL-ULTRAVIOLET SYSTEM	0.00	0.00	0.00	0.00	0.00	0.00	0.00%	0.00%
402.11.52455	FROG SLIDE PUMP	0.00	0.00	378.57	(378.57)	0.00	(378.57)	0.00%	0.00%

MTD/YTD Current Expense Report by Fund by Dept for Year 2025 Month 02 - CITY OF GROVEPORT

Account	Description	Rev App	MTD Exp	YTD Exp	Unexp	Enc	Unenc	% Used	% Rem
402.11.52456	BOOSTER PUMP REPLACEMENT	0.00	0.00	0.00	0.00	0.00	0.00	0.00%	0.00%
402.11.52457	DOLPHIN WAVE POOL VACCUUM	7,200.00	0.00	0.00	7,200.00	0.00	7,200.00	0.00%	100.00%
402.11.52458	INDOOR POOL RECAULKING	10,000.00	0.00	0.00	10,000.00	0.00	10,000.00	0.00%	100.00%
402.11.52460	CONTINGENCY	152,662.00	0.00	0.00	152,662.00	0.00	152,662.00	0.00%	100.00%
Dept: 11	ADMINISTRATION	334,612.00	13,498.00	20,053.22	314,558.78	83,913.28	230,645.50	31.07%	68.93%
Fund: 402	CAPITAL PROJECTS REC. CENTER	334,612.00	13,498.00	20,053.22	314,558.78	83,913.28	230,645.50	31.07%	68.93%
403.20.52450	CLUBHOUSE AWNING	10,200.00	0.00	0.00	10,200.00	0.00	10,200.00	0.00%	100.00%
403.20.52451	CLUBHOUSE FENCE REPLACEMENT	21,000.00	0.00	0.00	21,000.00	0.00	21,000.00	0.00%	100.00%
Dept: 20	GOLF (GENERAL)	31,200.00	0.00	0.00	31,200.00	0.00	31,200.00	0.00%	100.00%
403.21.52300	CONTRACTUAL SERVICES - GOLF (MAINTENANCE)	120,000.00	0.00	0.00	120,000.00	0.00	120,000.00	0.00%	100.00%
403.21.52420	OPERATING SUPPLIES - GOLF (MAINTENANCE)	16,011.00	0.00	0.00	16,011.00	0.00	16,011.00	0.00%	100.00%
403.21.52444	GOLF CART PATH & PATIO STEPS	0.00	0.00	0.00	0.00	0.00	0.00	0.00%	0.00%
Dept: 21	GOLF (MAINTENANCE)	136,011.00	0.00	0.00	136,011.00	0.00	136,011.00	0.00%	100.00%
Fund: 403	GOLF RECOVERY FUND	167,211.00	0.00	0.00	167,211.00	0.00	167,211.00	0.00%	100.00%
405.13.52455	CAPITAL - INTERIOR BUILDOUT	8,432.00	0.00	0.00	8,432.00	0.00	8,432.00	0.00%	100.00%
Dept: 13	ECONOMIC DEVELOPMENT	8,432.00	0.00	0.00	8,432.00	0.00	8,432.00	0.00%	100.00%
Fund: 405	WERT'S GROVE BLDG. CONST. FUND	8,432.00	0.00	0.00	8,432.00	0.00	8,432.00	0.00%	100.00%
501.14.52110	WAGES & SALARIES	156,274.00	12,451.78	25,488.28	130,785.72	0.00	130,785.72	16.31%	83.69%
501.14.52111	DENTAL,VISION,LIFE	4,745.00	264.80	529.60	4,215.40	0.00	4,215.40	11.16%	88.84%
501.14.52112	O.P.E.R.S	26,567.00	3,234.73	5,223.18	21,343.82	0.00	21,343.82	19.66%	80.34%
501.14.52113	WORKERS COMP.	4,376.00	0.00	167.04	4,208.96	0.00	4,208.96	3.82%	96.18%
501.14.52114	MEDICARE	2,266.00	180.56	369.60	1,896.40	0.00	1,896.40	16.31%	83.69%
501.14.52116	HRA REIMBURSEMENT	19,482.00	5,917.77	6,479.09	13,002.91	0.00	13,002.91	33.26%	66.74%
501.14.52117	HEALTH CARE	105,869.00	8,822.46	17,644.92	88,224.08	0.00	88,224.08	16.67%	83.33%
501.14.52200	TRAVEL & TRANSPORT	100.00	0.00	0.00	100.00	0.00	100.00	0.00%	100.00%
501.14.52201	EDUCATIONAL EXPENSE	2,535.00	0.00	0.00	2,535.00	0.00	2,535.00	0.00%	100.00%
501.14.52202	FUEL	4,600.00	133.46	133.46	4,466.54	4,466.54	0.00	100.00%	0.00%

MTD/YTD Current Expense Report by Fund by Dept for Year 2025 Month 02 - CITY OF GROVEPORT

Account	Description	Rev App	MTD Exp	YTD Exp	Unexp	Enc	Unenc	% Used	% Rem
501.14.52300	CONTRACTUAL SERVICE	92,750.00	14.70	5,693.87	87,056.13	3,187.30	83,868.83	9.58%	90.42%
501.14.52303	CASUALTY INSURANCE	7,000.00	0.00	0.00	7,000.00	0.00	7,000.00	0.00%	100.00%
501.14.52304	I.T. SUPPORT	4,100.00	115.39	219.49	3,880.51	1,107.10	2,773.41	32.36%	67.64%
501.14.52310	UTILITIES & COMM.	43,288.00	2,935.07	3,489.10	39,798.90	27,284.31	12,514.59	71.09%	28.91%
501.14.52370	ADVERTISING	400.00	0.00	0.00	400.00	0.00	400.00	0.00%	100.00%
501.14.52420	OPERATING SUPPLIES	67,375.00	1,520.81	10,257.02	57,117.98	56,566.47	551.51	99.18%	0.82%
501.14.52430	MAINTENANCE-REPAIR	39,500.00	2,433.99	2,885.43	36,614.57	3,012.09	33,602.48	14.93%	85.07%
501.14.52431	VEHICLE MAINT. & REPAIR	1,500.00	0.00	0.00	1,500.00	0.00	1,500.00	0.00%	100.00%
501.14.52440	STORAGE BARN CONCRETE FLOOR	50,000.00	0.00	0.00	50,000.00	49,870.00	130.00	99.74%	0.26%
501.14.52441	WIRT ROAD WATERLINE RECON.	250,000.00	0.00	0.00	250,000.00	0.00	250,000.00	0.00%	100.00%
501.14.52450	TRANSFERS OUT - TERMINATION FUND	11,000.00	11,000.00	11,000.00	0.00	0.00	0.00	100.00%	0.00%
501.14.52460	CONTINGENCY	342,121.00	0.00	0.00	342,121.00	0.00	342,121.00	0.00%	100.00%
501.14.52610	PRINCIPAL 2014 LTGO BONDS	85,000.00	0.00	0.00	85,000.00	85,000.00	0.00	100.00%	0.00%
501.14.52611	2020 LTGO BONDS - PRINCIPAL	61,800.00	0.00	0.00	61,800.00	61,800.00	0.00	100.00%	0.00%
501.14.52620	INTEREST 2014 LTGO BONDS	95,240.00	0.00	0.00	95,240.00	95,240.00	0.00	100.00%	0.00%
501.14.52621	2020 LTGO BONDS - INTEREST	4,575.00	0.00	0.00	4,575.00	4,575.00	0.00	100.00%	0.00%
Dept: 14	PUBLIC SERVICE	1,482,463.00	49,025.52	89,580.08	1,392,882.92	392,108.81	1,000,774.11	32.49%	67.51%
501.31.52431	FACILITY MAINT. CONTRACTS	1,500.00	270.25	270.25	1,229.75	1,629.75	(400.00)	126.67%	(26.67%)
Dept: 31	FACILITIES MANAGEMENT	1,500.00	270.25	270.25	1,229.75	1,629.75	(400.00)	126.67%	(26.67%)
Fund: 501	WATER FUND	1,483,963.00	49,295.77	89,850.33	1,394,112.67	393,738.56	1,000,374.11	32.59%	67.41%
502.14.52110	WAGES & SALARIES	38,667.00	3,091.10	6,303.14	32,363.86	0.00	32,363.86	16.30%	83.70%
502.14.52111	DENTAL,VISION,LIFE	970.00	73.73	147.46	822.54	0.00	822.54	15.20%	84.80%
502.14.52112	O.P.E.R.S	6,573.00	749.07	1,249.57	5,323.43	0.00	5,323.43	19.01%	80.99%
502.14.52113	WORKERS COMP.	1,083.00	0.00	105.62	977.38	0.00	977.38	9.75%	90.25%
502.14.52114	MEDICARE	561.00	44.82	91.39	469.61	0.00	469.61	16.29%	83.71%
502.14.52116	HRA REIMBURSEMENT	5,157.00	1,355.47	1,467.74	3,689.26	0.00	3,689.26	28.46%	71.54%
502.14.52117	HEALTH CARE	28,024.00	2,335.35	4,670.70	23,353.30	0.00	23,353.30	16.67%	83.33%
502.14.52201	EDUCATIONAL EXPENSE	1,390.00	0.00	0.00	1,390.00	0.00	1,390.00	0.00%	100.00%
502.14.52202	FUEL	1,500.00	75.21	75.21	1,424.79	1,424.79	0.00	100.00%	0.00%
502.14.52300	CONTRACTUAL SERVICE	8,860.00	0.00	5,643.78	3,216.22	0.00	3,216.22	63.70%	36.30%
502.14.52302	SEWER USAGE CHARGE	520,000.00	0.00	128,078.40	391,921.60	391,921.60	0.00	100.00%	0.00%

MTD/YTD Current Expense Report by Fund by Dept for Year 2025 Month 02 - CITY OF GROVEPORT

Account	Description	Rev App	MTD Exp	YTD Exp	Unexp	Enc	Unenc	% Used	% Rem
502.14.52303	CLEAN RIVER CHARGE	100,000.00	0.00	24,042.85	75,957.15	75,957.15	0.00	100.00%	0.00%
502.14.52310	UTILITIES & COMM.	16,000.00	715.92	715.92	15,284.08	7,684.08	7,600.00	52.50%	47.50%
502.14.52420	OPERATING SUPPLIES	1,675.00	40.00	77.00	1,598.00	1,473.00	125.00	92.54%	7.46%
502.14.52430	MAINT. & REPAIRS	0.00	0.00	0.00	0.00	2,500.00	(2,500.00)	0.00%	0.00%
502.14.52440	WIRT ROAD SEWER LINE RECON.	825,000.00	0.00	0.00	825,000.00	0.00	825,000.00	0.00%	100.00%
502.14.52450	TRANSFERS OUT - TERMINATION FUND	2,200.00	2,200.00	2,200.00	0.00	0.00	0.00	100.00%	0.00%
502.14.52460	CONTINGENCY	0.00	0.00	0.00	0.00	0.00	0.00	0.00%	0.00%
Dept: 14	PUBLIC SERVICE	1,557,660.00	10,680.67	174,868.78	1,382,791.22	480,960.62	901,830.60	42.10%	57.90%
Fund: 502	SANITARY SEWER FUND	1,557,660.00	10,680.67	174,868.78	1,382,791.22	480,960.62	901,830.60	42.10%	57.90%
503.14.52446	N.CENTER STREET WATERLINE IMPROVE.	50,000.00	0.00	0.00	50,000.00	0.00	50,000.00	0.00%	100.00%
503.14.52460	CONTINGENCY	787,392.00	0.00	0.00	787,392.00	0.00	787,392.00	0.00%	100.00%
503.14.52610	OPWC HENDRON RD-PRIN	10,472.00	0.00	0.00	10,472.00	10,472.00	0.00	100.00%	0.00%
Dept: 14	PUBLIC SERVICE	847,864.00	0.00	0.00	847,864.00	10,472.00	837,392.00	1.24%	98.76%
Fund: 503	WATER CAPITAL FUND	847,864.00	0.00	0.00	847,864.00	10,472.00	837,392.00	1.24%	98.76%
504.14.52300	CONTRACTUAL SERVICE	604,795.00	0.00	0.00	604,795.00	0.00	604,795.00	0.00%	100.00%
504.14.52443	GENERATORS - CIP #35	0.00	0.00	0.00	0.00	0.00	0.00	0.00%	0.00%
504.14.52444	SEWER MAINTENANCE PROGRAM	50,000.00	0.00	0.00	50,000.00	10,000.00	40,000.00	20.00%	80.00%
504.14.52449	CAPITAL - FORCE MAIN REPLACE - #21-11	0.00	0.00	0.00	0.00	0.00	0.00	0.00%	0.00%
504.14.52451	MAIN LINE SPOT REPAIR	20,000.00	0.00	0.00	20,000.00	0.00	20,000.00	0.00%	100.00%
504.14.52452	ELMONT FORCE MAIN PHASE 3A	0.00	0.00	0.00	0.00	0.00	0.00	0.00%	0.00%
504.14.52453	ELMONT FORCE MAIN PHASE 3B	180,000.00	0.00	0.00	180,000.00	0.00	180,000.00	0.00%	100.00%
504.14.52454	LIFT STATION GENERATORS	0.00	0.00	0.00	0.00	0.00	0.00	0.00%	0.00%
504.14.52455	ELMONT PUMP STATION	150,000.00	0.00	0.00	150,000.00	0.00	150,000.00	0.00%	100.00%
504.14.52460	CONTINGENCY	0.00	0.00	0.00	0.00	0.00	0.00	0.00%	0.00%
Dept: 14	PUBLIC SERVICE	1,004,795.00	0.00	0.00	1,004,795.00	10,000.00	994,795.00	1.00%	99.00%
Fund: 504	SEWER CAPITAL FUND	1,004,795.00	0.00	0.00	1,004,795.00	10,000.00	994,795.00	1.00%	99.00%
505.14.52110	WAGES & SALARIES	282,706.00	21,547.36	43,050.15	239,655.85	0.00	239,655.85	15.23%	84.77%
505.14.52111	DENTAL,VISION,LIFE	6,085.00	467.49	1,595.47	4,489.53	0.00	4,489.53	26.22%	73.78%
505.14.52112	O.P.E.R.S	48,060.00	5,409.99	8,210.66	39,849.34	0.00	39,849.34	17.08%	82.92%

MTD/YTD Current Expense Report by Fund by Dept for Year 2025 Month 02 - CITY OF GROVEPORT

Account	Description	Rev App	MTD Exp	YTD Exp	Unexp	Enc	Unenc	% Used	% Rem
505.14.52113	WORKERS COMP.	7,916.00	0.00	781.81	7,134.19	0.00	7,134.19	9.88%	90.12%
505.14.52114	MEDICARE	4,099.00	312.45	624.24	3,474.76	0.00	3,474.76	15.23%	84.77%
505.14.52116	HRA REIMBURSEMENT	30,330.00	2,047.47	2,502.32	27,827.68	0.00	27,827.68	8.25%	91.75%
505.14.52117	HEALTH CARE	157,391.00	13,115.88	26,231.76	131,159.24	0.00	131,159.24	16.67%	83.33%
505.14.52200	TRAVEL & TRANSPORT	2,000.00	0.00	0.00	2,000.00	0.00	2,000.00	0.00%	100.00%
505.14.52201	EDUCATIONAL EXPENSE	6,740.00	0.00	0.00	6,740.00	0.00	6,740.00	0.00%	100.00%
505.14.52202	FUEL	500.00	0.00	0.00	500.00	0.00	500.00	0.00%	100.00%
505.14.52300	CONTRACTUAL SERVICE	52,100.00	33.94	2,734.73	49,365.27	35,000.00	14,365.27	72.43%	27.57%
505.14.52301	REVIEW FEES - STORM FEES	50,000.00	0.00	0.00	50,000.00	450.00	49,550.00	0.90%	99.10%
505.14.52302	REFUNDS	1,500.00	0.00	0.00	1,500.00	0.00	1,500.00	0.00%	100.00%
505.14.52310	UTILITIES & COMM.	1,700.00	45.35	45.35	1,654.65	354.65	1,300.00	23.53%	76.47%
505.14.52370	ADVERTISING	500.00	0.00	0.00	500.00	0.00	500.00	0.00%	100.00%
505.14.52420	OPERATING SUPPLIES	21,700.00	95.14	166.00	21,534.00	3,084.00	18,450.00	14.98%	85.02%
505.14.52430	MAINTENANCE-REPAIR	18,000.00	0.00	0.00	18,000.00	0.00	18,000.00	0.00%	100.00%
505.14.52437	CAPITAL - MAIN ST. CURB UPGRADE	8,000.00	0.00	0.00	8,000.00	0.00	8,000.00	0.00%	100.00%
505.14.52438	CAPITAL - BROOK ALLEY PH. 2 - #21- 14	0.00	0.00	0.00	0.00	0.00	0.00	0.00%	0.00%
505.14.52440	WIRT ROAD STORMWATER LINE RECON.	750,000.00	0.00	0.00	750,000.00	0.00	750,000.00	0.00%	100.00%
505.14.52441	BRIDGES	20,000.00	0.00	0.00	20,000.00	0.00	20,000.00	0.00%	100.00%
505.14.52443	HENDRON DITCH & PUMP STATION	50,000.00	0.00	0.00	50,000.00	0.00	50,000.00	0.00%	100.00%
505.14.52450	TRANSFERS OUT - TERMINATION FUND	2,200.00	2,200.00	2,200.00	0.00	0.00	0.00	100.00%	0.00%
505.14.52460	CONTINGENCY	104,193.00	0.00	0.00	104,193.00	0.00	104,193.00	0.00%	100.00%
505.14.52610	OPWC WEST BIXBY - PRIN.	4,194.00	0.00	0.00	4,194.00	4,194.00	0.00	100.00%	0.00%
505.14.52611	OPWC HENDRON RD - PRIN.	6,622.00	0.00	0.00	6,622.00	6,622.00	0.00	100.00%	0.00%
505.14.52612	OPWC W. BIXBY PH. II - PRIN.	2,725.00	0.00	0.00	2,725.00	2,725.00	0.00	100.00%	0.00%
Dept: 14	PUBLIC SERVICE	1,639,261.00	45,275.07	88,142.49	1,551,118.51	52,429.65	1,498,688.86	8.58%	91.42%
Fund: 505	STORM WATER FUND	1,639,261.00	45,275.07	88,142.49	1,551,118.51	52,429.65	1,498,688.86	8.58%	91.42%
506.14.52430	MAINTENANCE-REPAIR	1,240,931.00	0.00	0.00	1,240,931.00	0.00	1,240,931.00	0.00%	100.00%
506.14.52451	HYDRANT STORTZ FITTING	30,000.00	0.00	0.00	30,000.00	29,789.60	210.40	99.30%	0.70%
Dept: 14	PUBLIC SERVICE	1,270,931.00	0.00	0.00	1,270,931.00	29,789.60	1,241,141.40	2.34%	97.66%
Fund: 506	COLUMBUS WATER MAINT. FUND	1,270,931.00	0.00	0.00	1,270,931.00	29,789.60	1,241,141.40	2.34%	97.66%
507.14.52430	MAINTENANCE & REPAIRS	100,000.00	0.00	0.00	100,000.00	0.00	100,000.00	0.00%	100.00%

MTD/YTD Current Expense Report by Fund by Dept for Year 2025 Month 02 - CITY OF GROVEPORT

Account	Description	Rev App	MTD Exp	YTD Exp	Unexp	Enc	Unenc	% Used	% Rem
Dept: 14	PUBLIC SERVICE	100,000.00	0.00	0.00	100,000.00	0.00	100,000.00	0.00%	100.00%
Fund: 507	COLUMBUS SEWER MAINT. FUND	100,000.00	0.00	0.00	100,000.00	0.00	100,000.00	0.00%	100.00%
702.32.52300	CONTRACTUAL SERVICES	369,354.00	0.00	3,200.00	366,154.00	0.00	366,154.00	0.87%	99.13%
Dept: 32	ENGINEERING	369,354.00	0.00	3,200.00	366,154.00	0.00	366,154.00	0.87%	99.13%
Fund: 702	SURETY BOND FUND	369,354.00	0.00	3,200.00	366,154.00	0.00	366,154.00	0.87%	99.13%
703.30.52330	TOWNSHIP INSPECTIONS	28,979.00	0.00	3,540.34	25,438.66	0.00	25,438.66	12.22%	87.78%
Dept: 30	BUILDING & ZONING	28,979.00	0.00	3,540.34	25,438.66	0.00	25,438.66	12.22%	87.78%
Fund: 703	TOWNSHIP INSPECTIONS	28,979.00	0.00	3,540.34	25,438.66	0.00	25,438.66	12.22%	87.78%
704.30.52331	ESCROW ENGINEERING	196,406.00	0.00	0.00	196,406.00	2,400.00	194,006.00	1.22%	98.78%
704.30.52332	REFUNDS	10,350.00	0.00	0.00	10,350.00	0.00	10,350.00	0.00%	100.00%
Dept: 30	BUILDING & ZONING	206,756.00	0.00	0.00	206,756.00	2,400.00	204,356.00	1.16%	98.84%
Fund: 704	ESCROW INSPECTIONS & ENGIN.	206,756.00	0.00	0.00	206,756.00	2,400.00	204,356.00	1.16%	98.84%
706.14.52420	OPERATING SUPPLIES	0.00	0.00	0.00	0.00	2,544.00	(2,544.00)	0.00%	0.00%
706.14.52460	CONTINGENCY	91,150.00	0.00	0.00	91,150.00	0.00	91,150.00	0.00%	100.00%
Dept: 14	PUBLIC SERVICE	91,150.00	0.00	0.00	91,150.00	2,544.00	88,606.00	2.79%	97.21%
Fund: 706	CEMETERY PERPETUAL CARE FUND	91,150.00	0.00	0.00	91,150.00	2,544.00	88,606.00	2.79%	97.21%
707.14.52300	CONTRACTUAL SERVICE	6,590.00	0.00	0.00	6,590.00	0.00	6,590.00	0.00%	100.00%
707.14.52420	OPERATING SUPPLIES	17,420.00	0.00	0.00	17,420.00	0.00	17,420.00	0.00%	100.00%
Dept: 14	PUBLIC SERVICE	24,010.00	0.00	0.00	24,010.00	0.00	24,010.00	0.00%	100.00%
Fund: 707	TREE FUND	24,010.00	0.00	0.00	24,010.00	0.00	24,010.00	0.00%	100.00%
708.12.52300	CONTRACTUAL SERVICES	88,700.00	8,576.81	24,907.12	63,792.88	0.00	63,792.88	28.08%	71.92%
Dept: 12	FINANCE	88,700.00	8,576.81	24,907.12	63,792.88	0.00	63,792.88	28.08%	71.92%

MTD/YTD Current Expense Report by Fund by Dept for Year 2025 Month 02 - CITY OF GROVEPORT

Account	Description	Rev App	MTD Exp	YTD Exp	Unexp	Enc	Unenc	% Used	% Rem
Fund: 708	FLEXIBLE SPENDING FUND	88,700.00	8,576.81	24,907.12	63,792.88	0.00	63,792.88	28.08%	71.92%
709.12.52300	EMPLOYEE CONTRIB. - LIFE INSURANCE	7,076.00	1,101.39	2,182.10	4,893.90	0.00	4,893.90	30.84%	69.16%
709.12.52305	EMPLOYEE CONTRIBUTIONS- CHRISTMAS CLUB	76,425.00	0.00	0.00	76,425.00	0.00	76,425.00	0.00%	100.00%
Dept: 12	FINANCE	83,501.00	1,101.39	2,182.10	81,318.90	0.00	81,318.90	2.61%	97.39%
Fund: 709	EMPLOYEE WITHHOLDING FUND	83,501.00	1,101.39	2,182.10	81,318.90	0.00	81,318.90	2.61%	97.39%